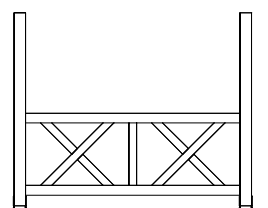
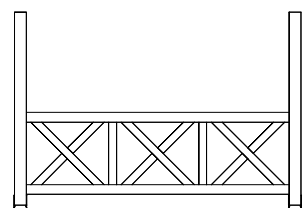


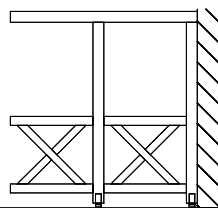
4018211 **209361** (170cm)



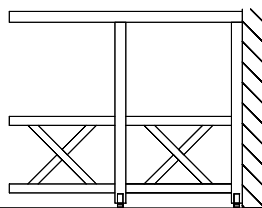
4018211 **209378** (220cm)




4018211 **209385** (270cm)



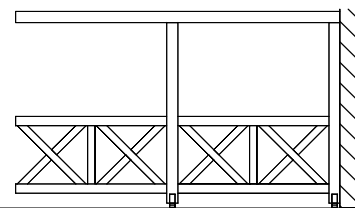
4018211 **209859** (250cm)



4018211 **209866** (300cm)



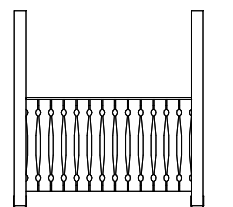
4018211 **209873** (350cm)



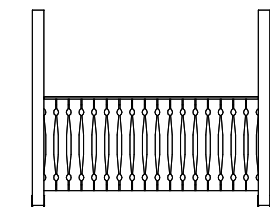
4018211 **209880** (400cm)

Brüstungen und Seitenwände aus Andreaskreuz

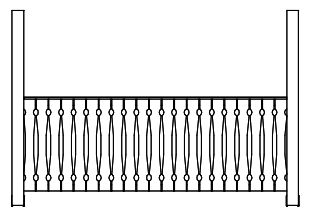
Holzart	Konstruktionsvollholz, unbehandelt
Konstruktion	Riegel 10x10cm / Kreuz 8x8cm / Pfosten 12x12cm
Höhe (Brüstung / Seitenwand)	84cm + beliebiger Abstand vom Boden / 199cm
Inklusive	Befestigungsmaterial



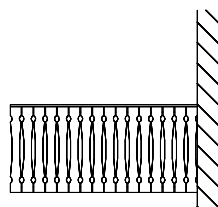
4018211 **209903** (170cm)



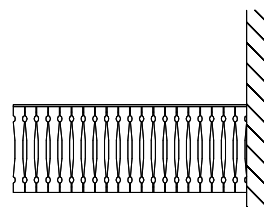
4018211 **209910** (220cm)



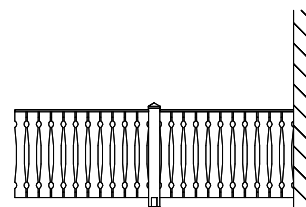
4018211 **210404** (270cm)



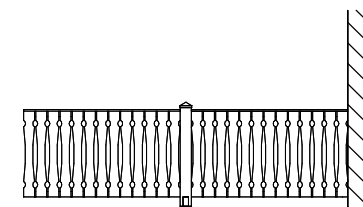
4018211 **209927** (250cm)



4018211 **209934** (300cm)



4018211 **209941** (350cm)



4018211 **209958** (400cm)

Brüstungen und Seitenwände aus Balkonschalung

Holzart	Konstruktionsvollholz, unbehandelt
Konstruktion	Riegel 6x6cm / Balkonbrett 1,9x12cm
Höhe	96cm + beliebiger Abstand vom Boden
Inklusive	Befestigungsmaterial