

# Technische Daten Lyon B

Wandaußenmaß: 230 x 230 cm


Bohlenstärke: 28 mm



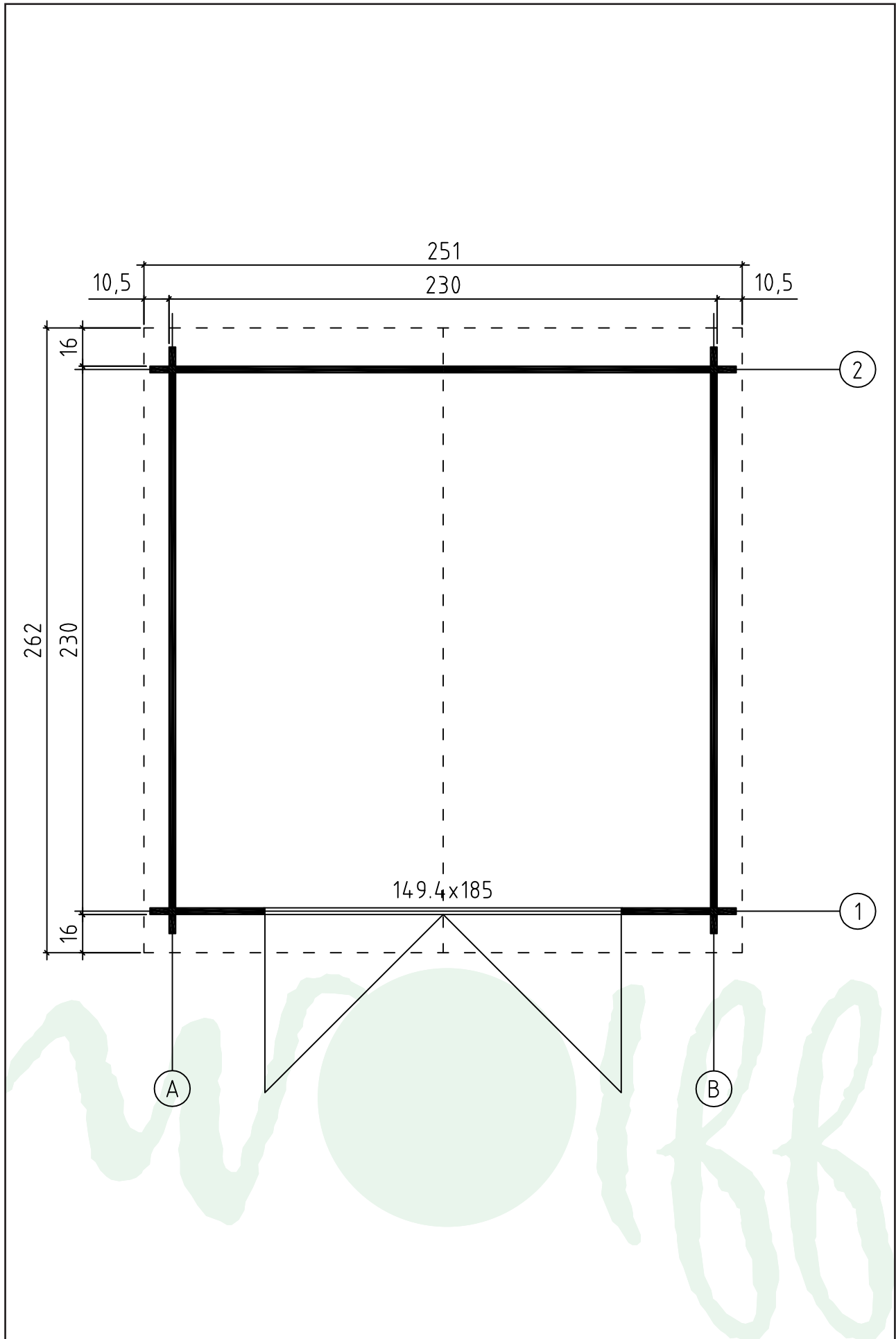
Kontrolliert durch:

Achtung: Alle angegebenen Maße sind ca.-Maße!

# 3D-Ansicht Lyon B



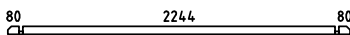
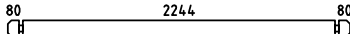
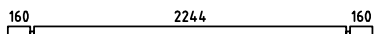
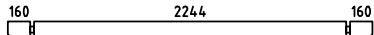
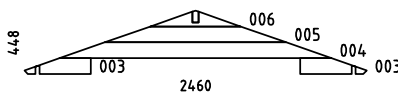
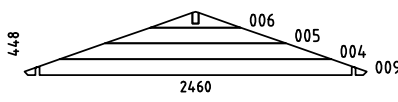
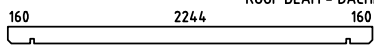


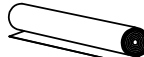
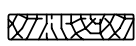












# Grundriss Lyon B
















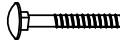


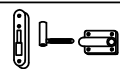
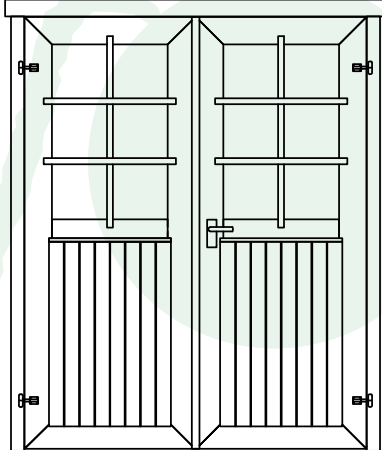
# Teileliste 1

## Lyon B

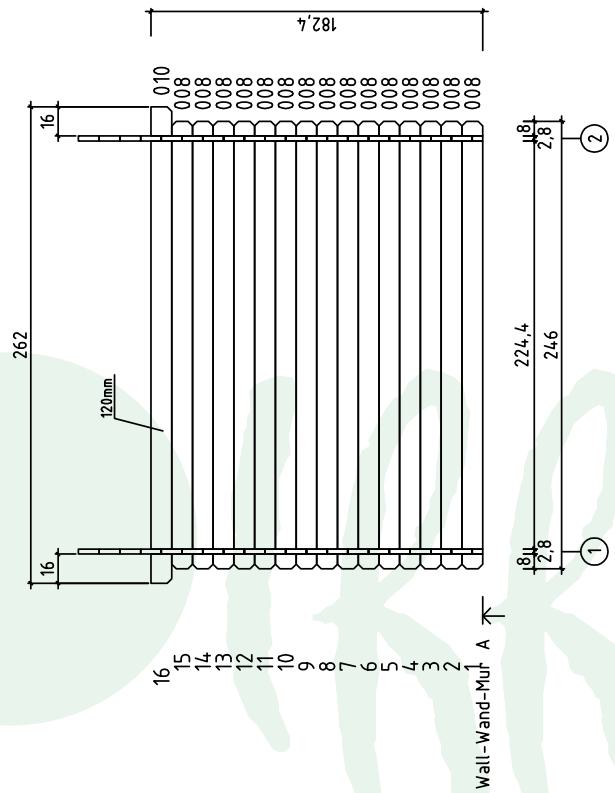
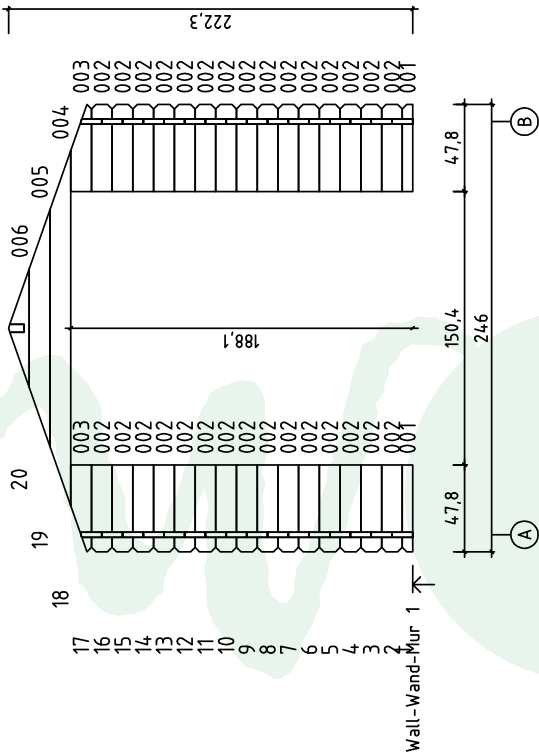
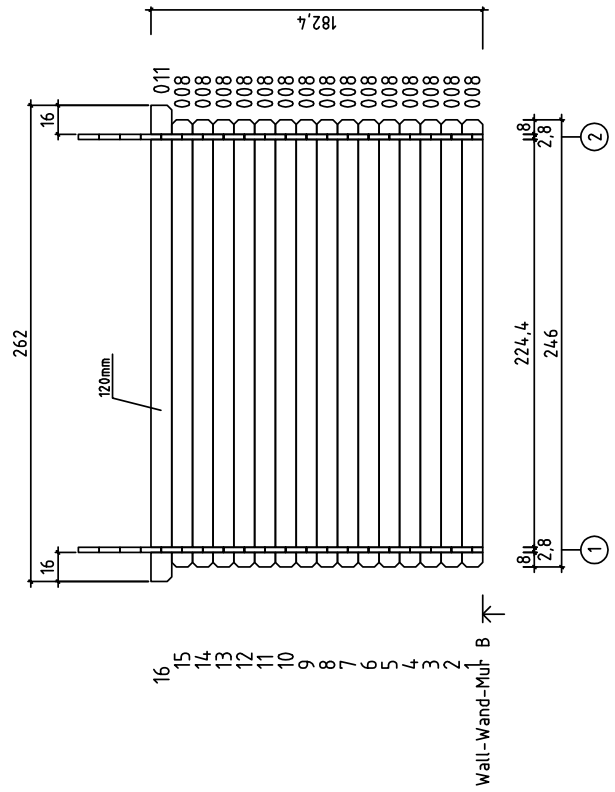
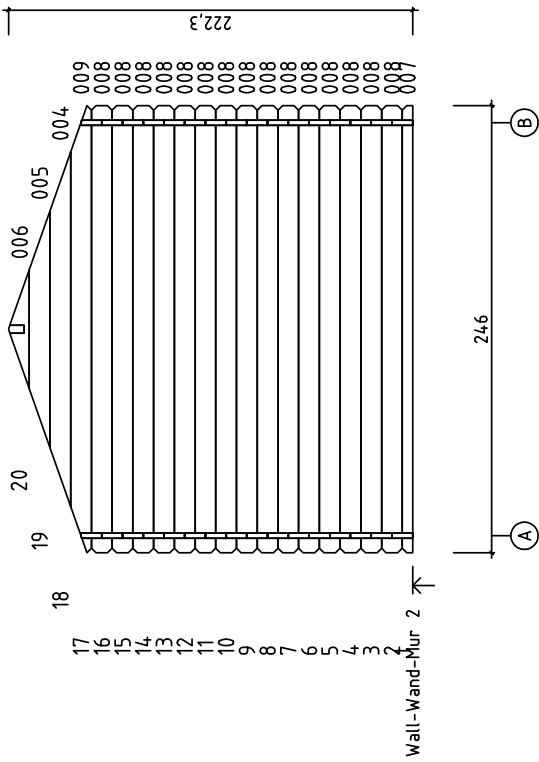
Pos		Q.	P. (mm)	L. (mm)
001		2	28x57	478
002		30	28x114	478
007		1	28x57	2460
008		45	28x114	2460
010		1	28x120	2620
011		1	28x120	2620
W1-1		1		
W2-1		1		
PR1	 ROOF BEAM - DACHBALKEN - PANNE DE TOIT	1	44x120	2620
	ROOF BOARDS - DACHBRETTER - VOLIGES 	60	90x15	1330
	ROOFING FELT FILLET - DACHPAPPENLEISTE - BAGUETTE DE FIXATION DU FEUTRE BITUMEUX 	4	18x58	1380
DPP	ROOFING FELT - DACHPAPPE - FEUTRE BITUMEUX 	3		2720
	EAVES BOARD - TRAUFBRETT - BANDEAU DE TOIT 	2	18x58	2620
	STORM PROTECTION - STURMLEISTE LATTE ANTI-TEMPETE 	4	22x45	1760
	GABLE MOULDING - GIEBELLEISTE PLANCHE DE RIVE 	4	18x90	1380
	SCREW FOR DOOR LOCK - SCHRAUBEN FÜR TÜRSCHLOSS - VIS POUR SERRURE DE PORTE 	2	2.5x25	
HS12	SCREW FOR GABLE SEGMENT - SCHRAUBEN FÜR DECKBLATT - VIS POUR FIXATION LOSANGE DE FINITION 	4	3.5x35	
HS22	SCREW FOR FIXING DOOR TO THE WALL - SCHRAUBE ZUR BEFESTIGUNG TÜR- ZARGE MIT WAND - VIS DE FIXATION DORMANT DE PORTE 	2	3.5x50	
HS16	SCREW FOR GABLE MOULDING - SCHRAUBEN FÜR GIEBELLEISTE - VIS DE FIXATION POUR PLANCHE DE RIVE 	16	3.5x50	
HS3	SCREW FOR DOOR FILLET - SCHRAUBE ZUR BEFESTIGUNG TÜRLEISTE - VIS D'ASSEMBLAGE DU CADRE DE PORTE 	5	3x30	
HS59	SCREW FOR DOORSTEP - SCHRAUBEN FÜR SWELLE - VIS DE FIXATION DU SEUIL DE PORTE 	3	3x30	
HS56	SCREW FOR FIXING BOLT HINGE - SCHRAUBE FÜR TÜRRIGEL - VIS DE FIXATION POUR CHARNIERES ET GONDS DE PORTE 	16	4.5x25	
HS58	SCREW FOR FIXING BOLT HINGE - SCHRAUBE FÜR TÜRRIGEL - VIS DE FIXATION POUR CHARNIERES ET GONDS DE PORTE 	12	4.5x35	

# Teileliste 2

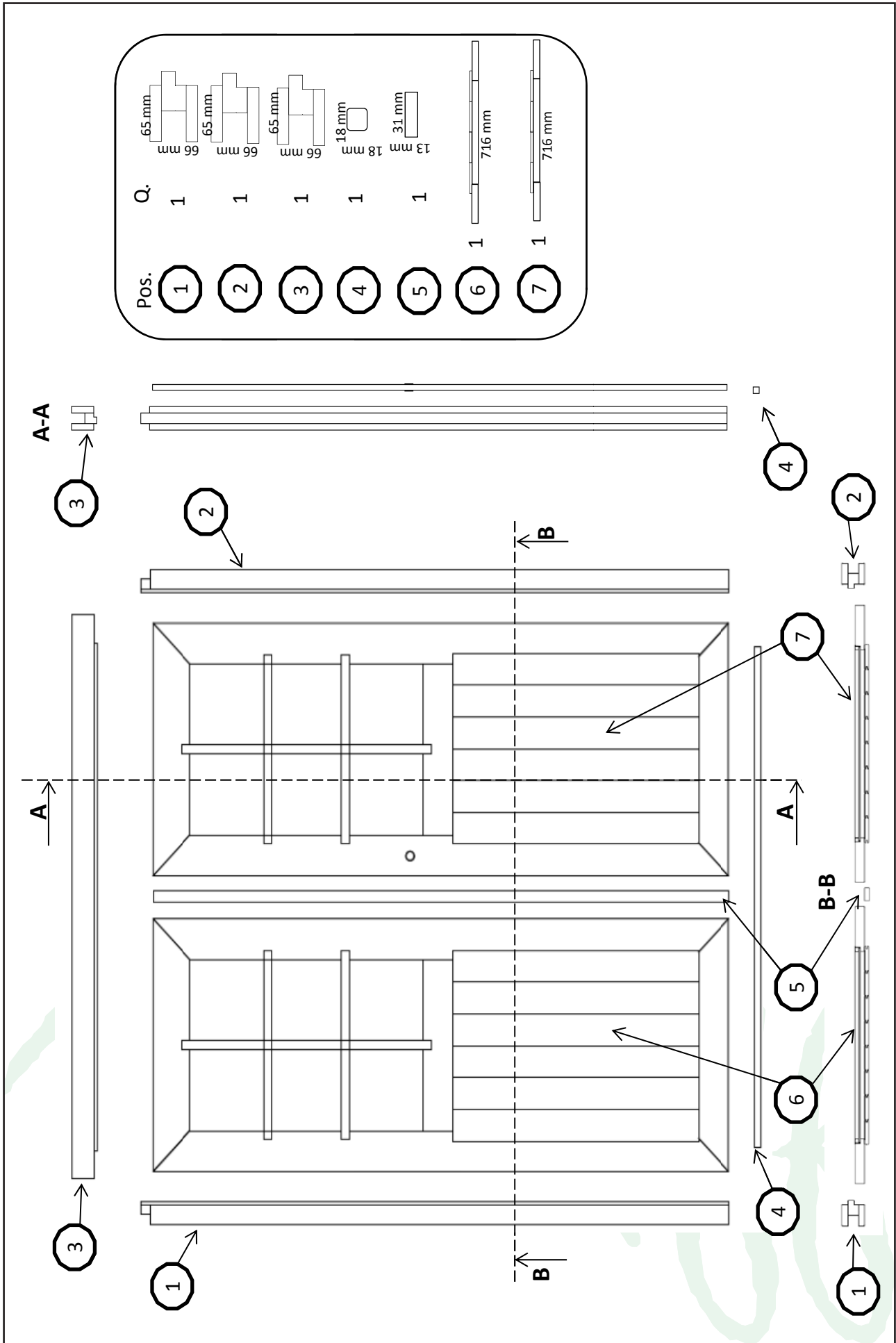
## Lyon B

Pos			Q.	P. (mm)	L. (mm)
HS32	SCREW FOR EAVES BOARDS - SCHRAUBEN FÜR TRAUFBRETTER - VIS DE FIXATION POUR BANDEAU DE TOIT		12	4x40	
HS77	SCREW FOR DOOR JAMB - SCHRAUBE FÜR TÜRRAHMEN - VIS DE FIXATION POUR MONTANT DE PORTE		2	4x60	
HS41	SCREW FOR DOOR JAMB - SCHRAUBE FÜR TÜRRAHMEN - VIS DE FIXATION POUR MONTANT DE PORTE		2	5x90	
TL3	STICKER FOR LOCK - SCHLIEßBLECH FÜR TÜRSCHLOSS - GACHE DE PORTE		1		
SH28	HAMMER BLOCK - SCHLAGHOLZ - CALLE DE FRAPPE 28mm		1		
NFD	ZN NAIL FOR ROOFING FELT FILLET - ZN NÄGEL FÜR DACHPAPPENLEISTE - POINTE POUR BAGUETTE FIXATION FEUTRE BITUMEUX		16	2x40	
NF	ROOFING NAILS FOR ROOFING FELT - NÄGEL FÜR DACHPAPPE - POINTE DE FIXATION POUR FEUTRE BITUMEUX		76	2.1x17	
TL1	DOOR LOCK - TÜRSCHLOSS - SERRURE DE PORTE		1		
TL4	DOOR HANDLE FITTINGS - TÜRGRIF - SET DE GARNITURES DE SERRURE DE PORTE		1		
TL5	DOOR LOCK COVER - SCHLOSSBLENDE - GARNITURE DE SERRURE DE PORTE		1		
TL	LATCH BOLT FÜR DOUBLE DOOR - TORRIEGEL - LOQUET POUR DOUBLE PORTE		2		
GS	GABLE SEGMENT-DECKBLATT - LOSANGE DE FINITION		2		
SFS	NUT FOR STORM PROTECTION - SCHRAUBENMUTTER FÜR STURMLEISTE - ÉCROU POUR LAME ANTI-TEMPETE		8		
BFS	BOLT FOR STORM PROTECTION - BOLZEN FÜR STURMLEISTE - VIS POUR LAME ANTI-TEMPETE		8		
DFS	WASHER FOR STORM PROTECTION - DICHTSCHEIBE FÜR STURMLEISTE - RONDELLE POUR LAME ANTI-TEMPETE		8		
NF2	ZN NAIL FOR ROOF - ZN NÄGEL FÜR DACHBRETTER - POINTE POUR TOIT		128	2.1x50	
TT	MALE BOLT HINGE FOR DOOR - TÜRRIEGEL - PARTIE MALE DE CHARNIERE DE PORTE		4		
	DOOR - TÜR - PORTE 1494x1850	TUK.2.056.SVP.M28	1		
					

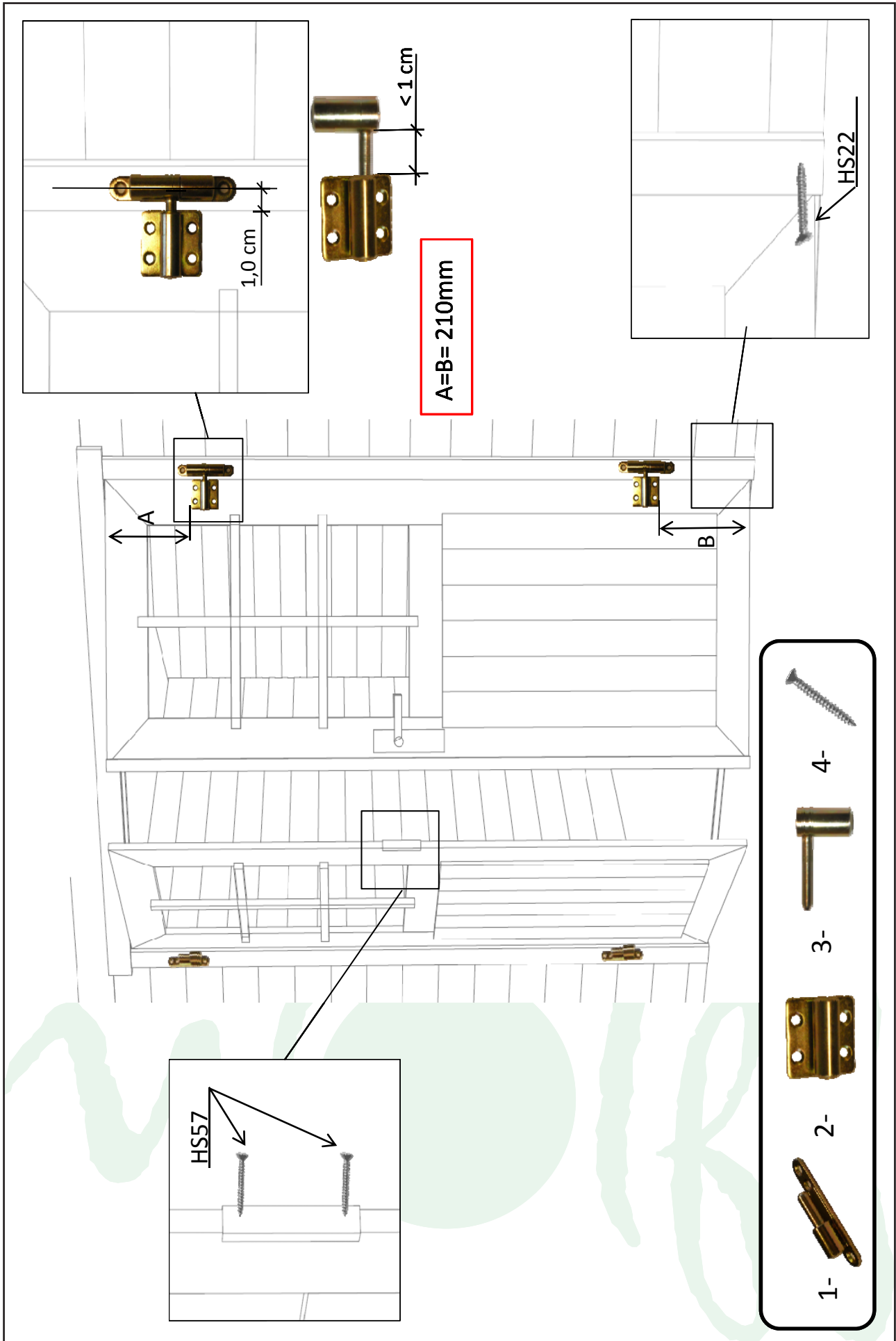
# Wandpläne Lyon B



# Detail 1 Lyon B



# Detail 2 Lyon B





# Detail 3 Lyon B

