

Technische Daten Lyon B inkl. Fußboden

Wandaußenmaß: 230 x 230 cm

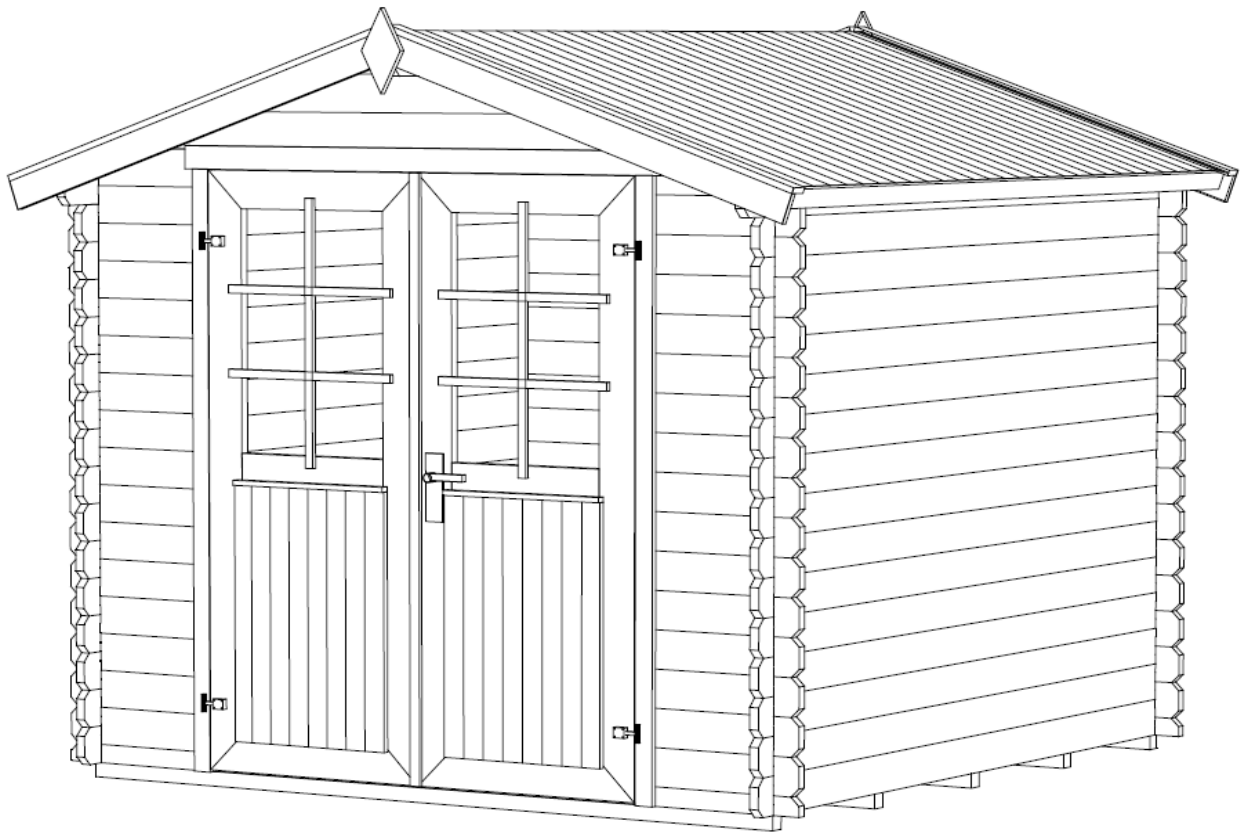
Bohlenstärke: 28 mm



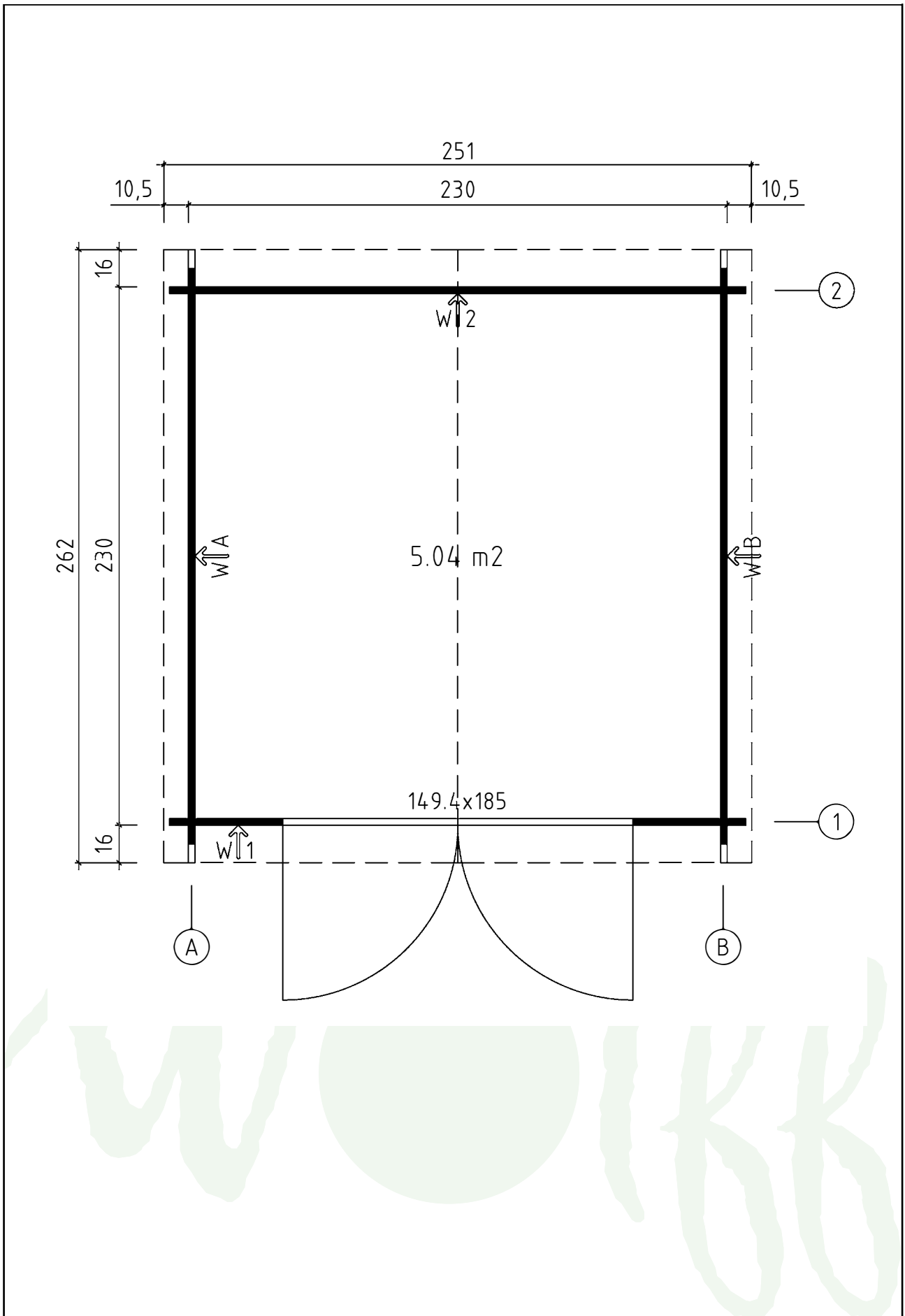
Kontrolliert durch:

Achtung: Alle angegebenen Maße sind ca.-Maße!

3D-Ansicht Lyon B inkl. Fußboden



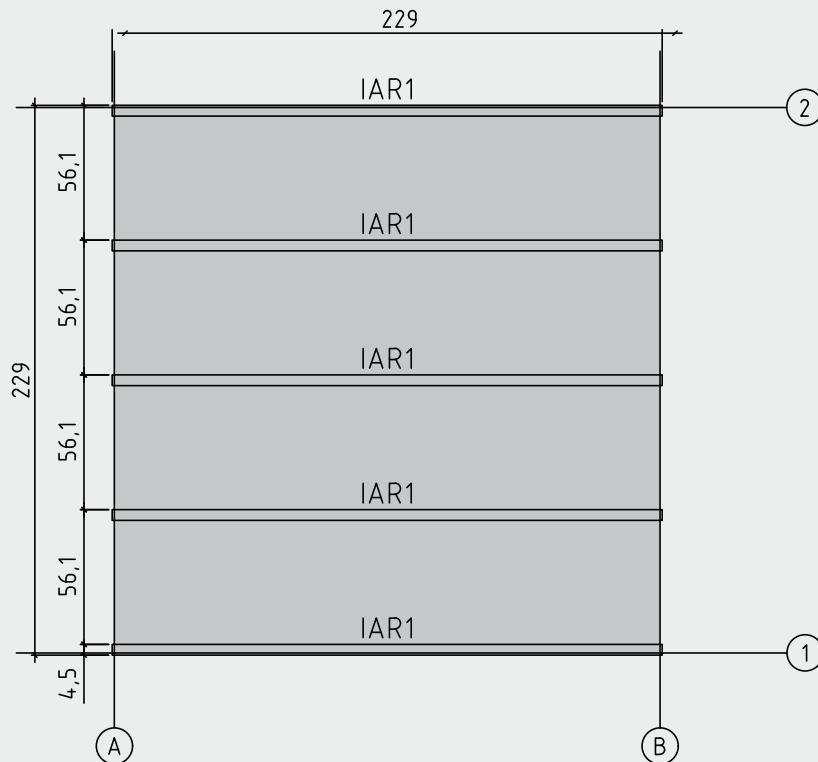
Grundriss Lyon B inkl. Fußboden



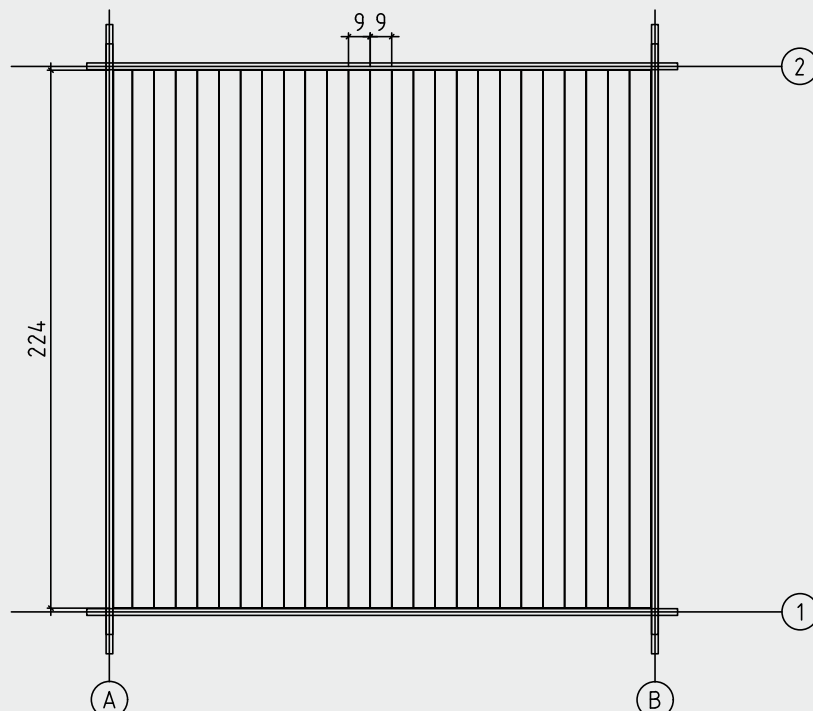
Fußbodenbretter und Fundamentplan Lyon B inkl. Fußboden

**Wir empfehlen als Fundament für Ihr Gartenhaus eine vollflächig festgegründete, gepflasterte oder betonierte Fläche.
Wahlweise ist auch ein Punkt- oder Streifenfundament möglich.**

Foundation - Fundament - Fondation - Fundamenta -
Fundering - Immutatud alusraam



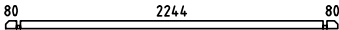
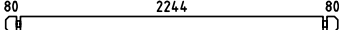
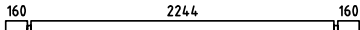
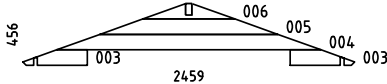
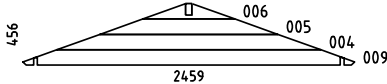

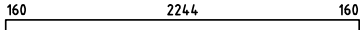




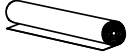









Floor boards - Fussbodenbretter - Plan pose plancher -
Pavimento - Vloerhout - Põrandalaudis











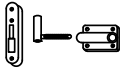



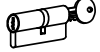
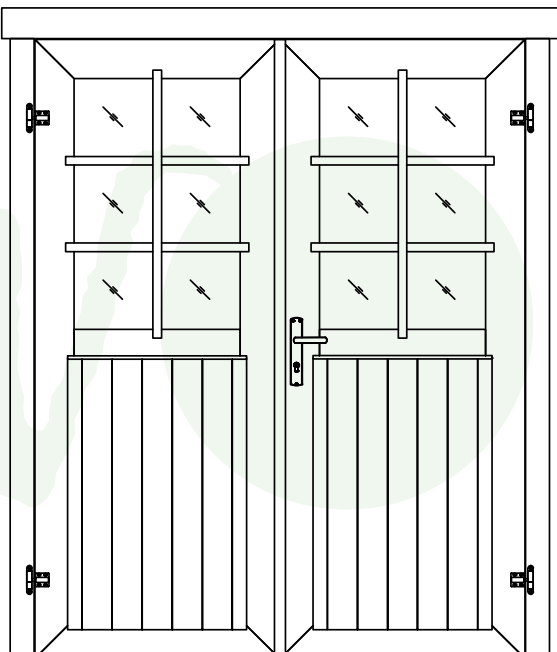

Teileliste 1

Lyon B inkl. Fußboden

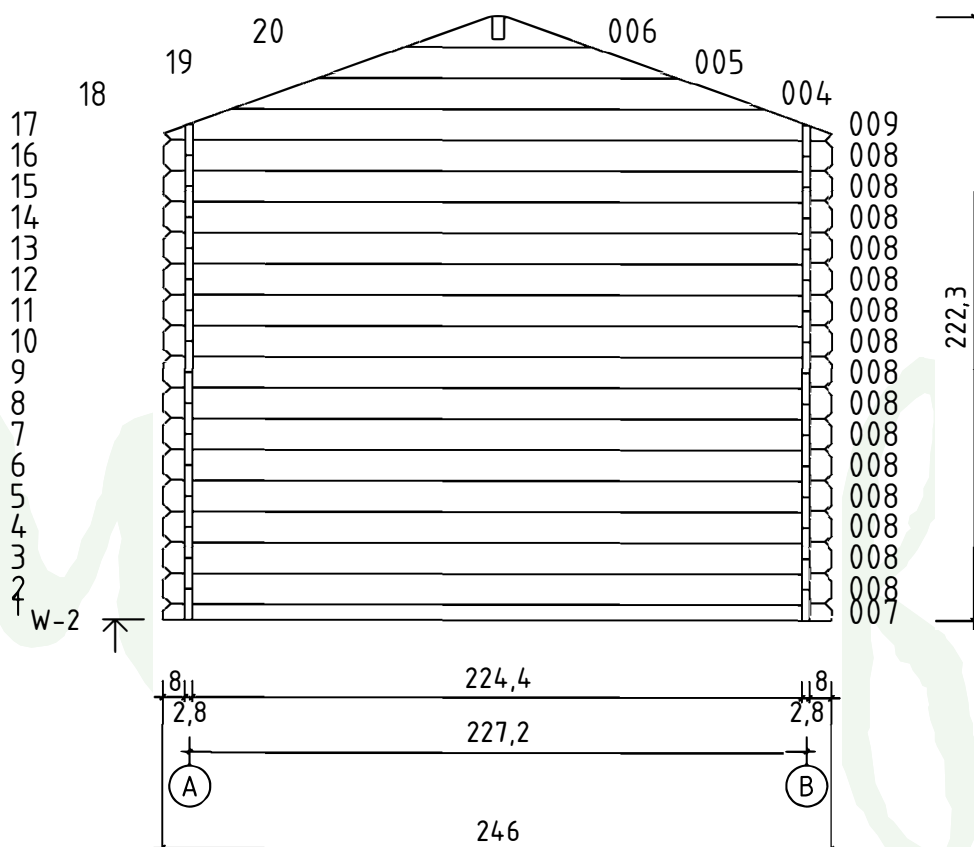
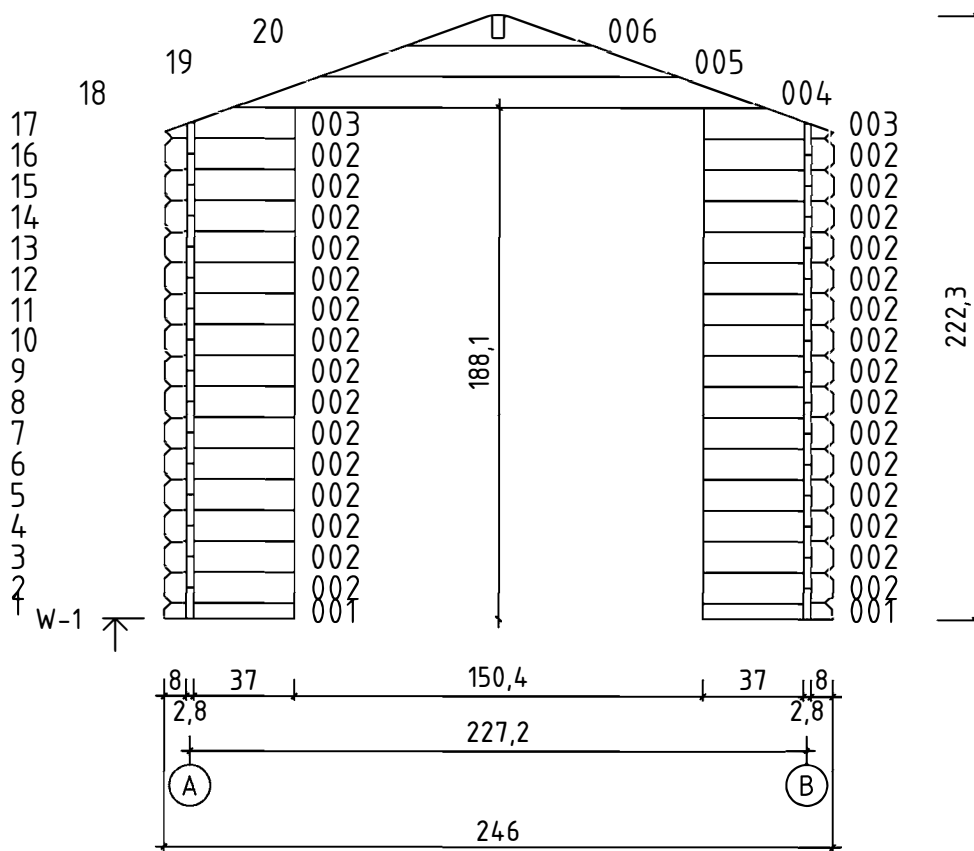
| Pos | | Q | P (mm) | L (mm) |
|-------|---|----|-----------|-----------|
| 001 |  | 2 | 28x57 | 478 |
| 002 |  | 30 | 28x114 | 478 |
| 007 |  | 1 | 28x57 | 2460 |
| 008 |  | 45 | 28x114 | 2460 |
| 010 |  | 2 | 28x120 | 2620 |
| W1-1 |  | 1 | | |
| W2-1 |  | 1 | | |
| IAR1 | Foundation - Fundament - Fondation - Fondamenta - Fundering - Immutatud alusraam  | 5 | 45x45 | 2290 |
| A-PR1 | Roof beam - Dachbalken - Panne de toit - Perlina del tetto - Gordingen / dakbalk - Pärilin  | 1 | 44x120 | 2620 |
| | Floor boards - Fussbodenbretter - Lame de plancher - Pavimento - Vloerhout - Põrandalaud  | 25 | 90x18 | 2240 |
| | Roof boards - Dachbretter - Voliges - Perlina per tetto - Dakhout - Katuselaud  | 60 | 90x15 | 1330 |
| | Floor fillet - Fussbodenleiste - Corniere de finition du plancher - Finitura per pavimento (battisco pa) - Vloerafwerkljst - Põrandaliist  | | 18x18 | 8.96 |
| | Roofing felt fillet - Dachpappenteiste - Baguette de fixation du feutre bitumeux - Asse per fissaggio guaina bituminosa - Afdekljst asfaltpapier - Katusepapiliist  | 4 | 18x58 | 1380 |
| DPP-1 | Roofing felt (strip) - Dachpappe (bahnen) - Feutre bitumeux (bande) - Cartone catramato - Asfaltpapier (baan) - Katusepapp  | 3 | | 2720 |
| TB-1 | Fascia board - Traufbrett - Bandeau de toit - Finitura lati tetto - Gevelljst - Räästalaud  | 2 | 18x58 | 2620 |
| KFS-1 | Storm protection - Sturmleiste - Latte anti-tempete - Protezione anti vento - Sturmverankerung / beveiliging - Tormikinnitusliist  | 4 | 22x45 | 2050 |
| | Gable moulding - Giebelleiste - Planche de rive - Finitura per frontale e retro del tetto - Gevelljst - Viilulaud  | 4 | 18x90 | 1380 |
| HS8 | Screw for gable segment - Schrauben für deckblatt - Vis pour fixation losange de finition - Viti x frontali tetto - Schroef voor gevelpunt segment - Kruvi rombile  | 4 | 3.5x35 | |
| HS9 | Screw for gable moulding - Schrauben für giebelleiste - Vis pour fixation planche de rive - Vite per fissare finiture davanti e dietro del tetto - Schroef voor gevelljst - Kruvi viilulaud  | 16 | 3.5x50 | |
| HS12 | Screw for fascia boards - Schrauben für traufbretter - Vis pour fixation bandeau de toit - Viti x striscia del tetto - Schroef voor gevelljst - Kruvi räästalaud  | 12 | 4x40 | |
| HS18 | Screw for roof beams - Schrauben für dachbalken - Vis pour fixation pannes de toit - Viti per perline del tetto - Schroef voor gordingen / dakbalken - Kruvi pärlinitele  | 2 | 5x120 | |

Teileliste 3

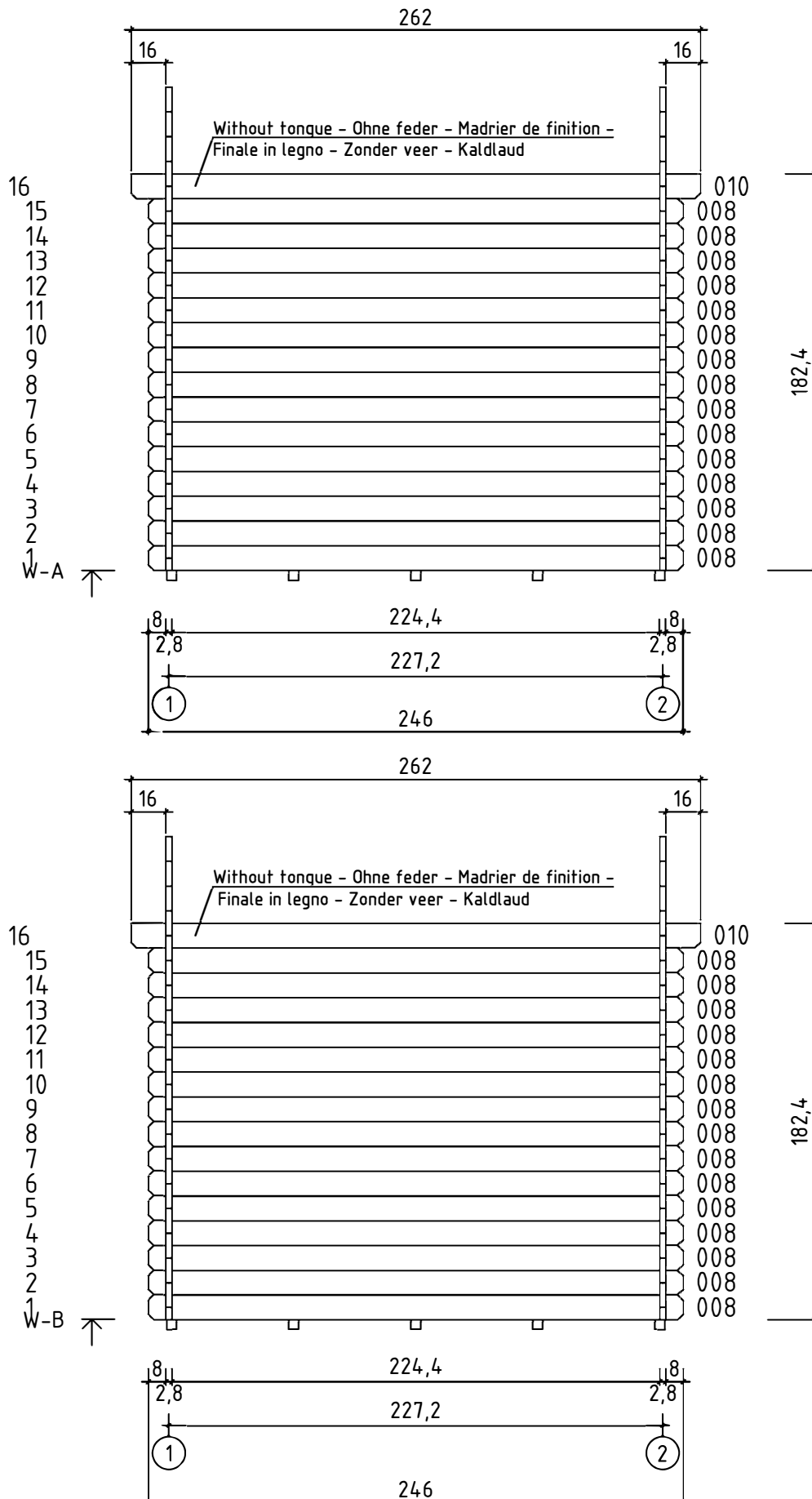
Lyon B inkl. Fußboden

| Pos | | Q | P (mm) | L (mm) |
|---|---|----|-----------|-----------|
| HS1 | Screw for georgian bars - Schraube für sprossen - Vis pour croisillons - Viti per unire la griglia georgiana della finestra - Schroeven voor raamverdeling - Kruvi ukse peffeliistule  | 12 | 2.5x20 | |
| HS9 | Screw for fixing door to the wall - Schraube zur Befestigung für - zarge mit wand - Vis de fixation partie basse dormantis de porte au 1er rang de madrier - Viti per fissare la porta alla parete - Schroef voor bevestiging deur naar wand - Kruvi ukse selengi kinnitamiseks seinale  | 2 | 3.5x50 | |
| HS4 | Screw for doorstep - Schrauben für swelle - Vis pour fixation barre de seuil - Vite per soglia della porta - Schroef voor deurdorpel - Kruvi lävepakule  | 3 | 3x30 | |
| HS4 | Screw for door fillet - Schraube zur Befestigung türleiste - Vis pour fixation baguette d'arrêt de porte - Viti per massellino della porta - Schroef voor deurlijst - Kruvi ukse kokkuvaltšiliistule  | 5 | 3x30 | |
| HS11 | Screw for fixing bolt hinge - Schraube für türband - Vis pour fixation gonds de porte - pour ouvrant - Viti per fissaggio cardini e cerniere della porta - Schroef voor scharnier - Kruvi ukse polthingele  | 16 | 4x30 | |
| HS12 | Screw for fixing bolt hinge - Schraube für türband - Vis pour fixation gonds de porte - pour ouvrant - Viti per fissaggio cardini e cerniere della porta - Schroef voor scharnier - Kruvi ukse polthingele  | 12 | 4x40 | |
| HS13 | Screw for door jamb - Schraube für türrahmen - Vis de fixation partie haute avec montants du cadre de porte - Viti x fissaggio montanti porte - Schroef voor deurkozijn - Kruvi ukse lengile  | 2 | 4x60 | |
| HS16 | Screw for door jamb - Schraube für türrahmen - Vis de fixation partie haute avec montants du cadre de porte - Viti x fissaggio montanti porte - Schroef voor deurkozijn - Kruvi ukse lengile  | 2 | 5x90 | |
| | Male bolt hinge for door - Türband - Partie male de paumelle de porte - Cerniera anube x porta - Scharnier bout - Polthing adapteriga DIN15-57  | 4 | | |
| TL | Latch bolt for double door - Türriegel - Loquet pour double porte - Scrocco per porta doppia - Nachtslot - Riiv  | 2 | | |
| TL4 | Door handle fittings - Türgriff - Poignée de porte - Maniglie - Deurhendel / klink - Ukse käepide  | 1 | | |
| TL5 | Set of door lock covers - Schlossblenden - Set de garnitures de porte - Copertura serrature - Slot sluitplaat set - Ukse lukuplaat  | 1 | | |
| | Cylinder lock - Zylinderschloss - Barillet de porte - Serratura - Cylinder slot - Ukse lukusüdamik  | 1 | 30x30 | |
| <p>Glass size - Glasgröße - Taille de la vitre - Misura del vetro - Glas afmeting - Klaasi mõõt: 502x750 mm</p> <div style="display: flex; justify-content: space-between; align-items: center;">  <div style="text-align: right;">  <p>1418x1794 mm</p> </div> </div> | | | | |

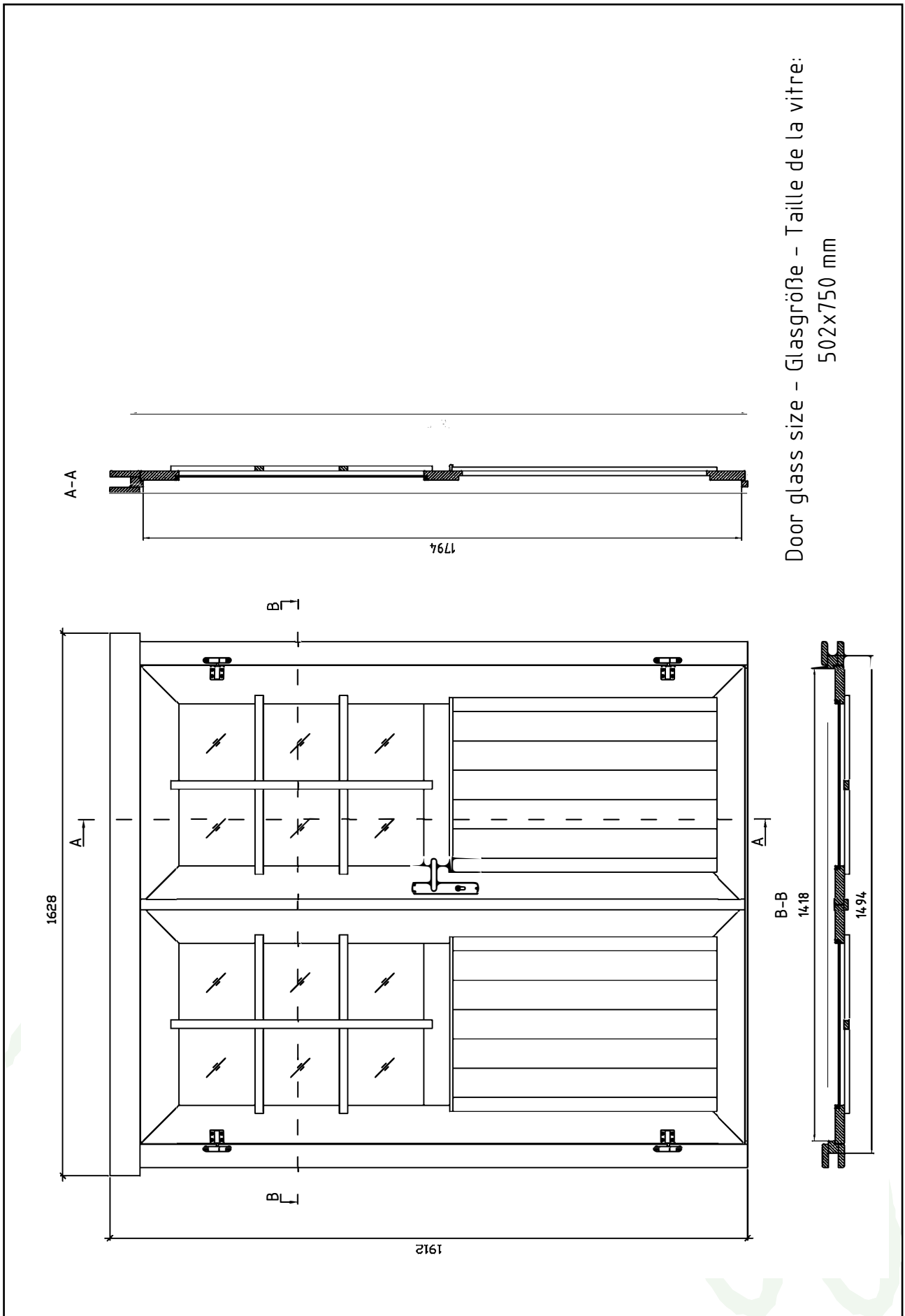
Wandpläne 1 und 2 Lyon B inkl. Fußboden



Wandpläne A und B Lyon B inkl. Fußboden










Detail Tür Lyon B inkl. Fußboden

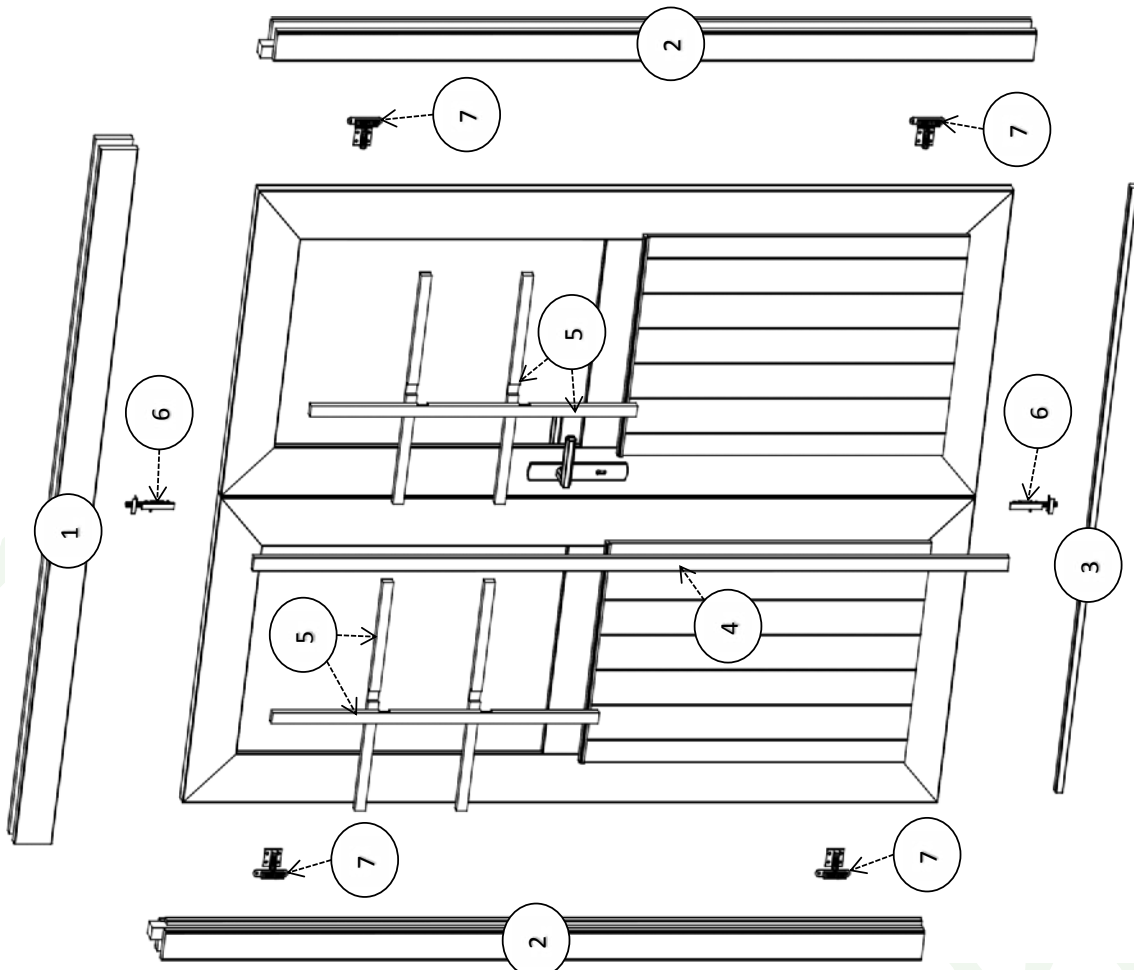


Detail Tür Lyon B inkl. Fußboden

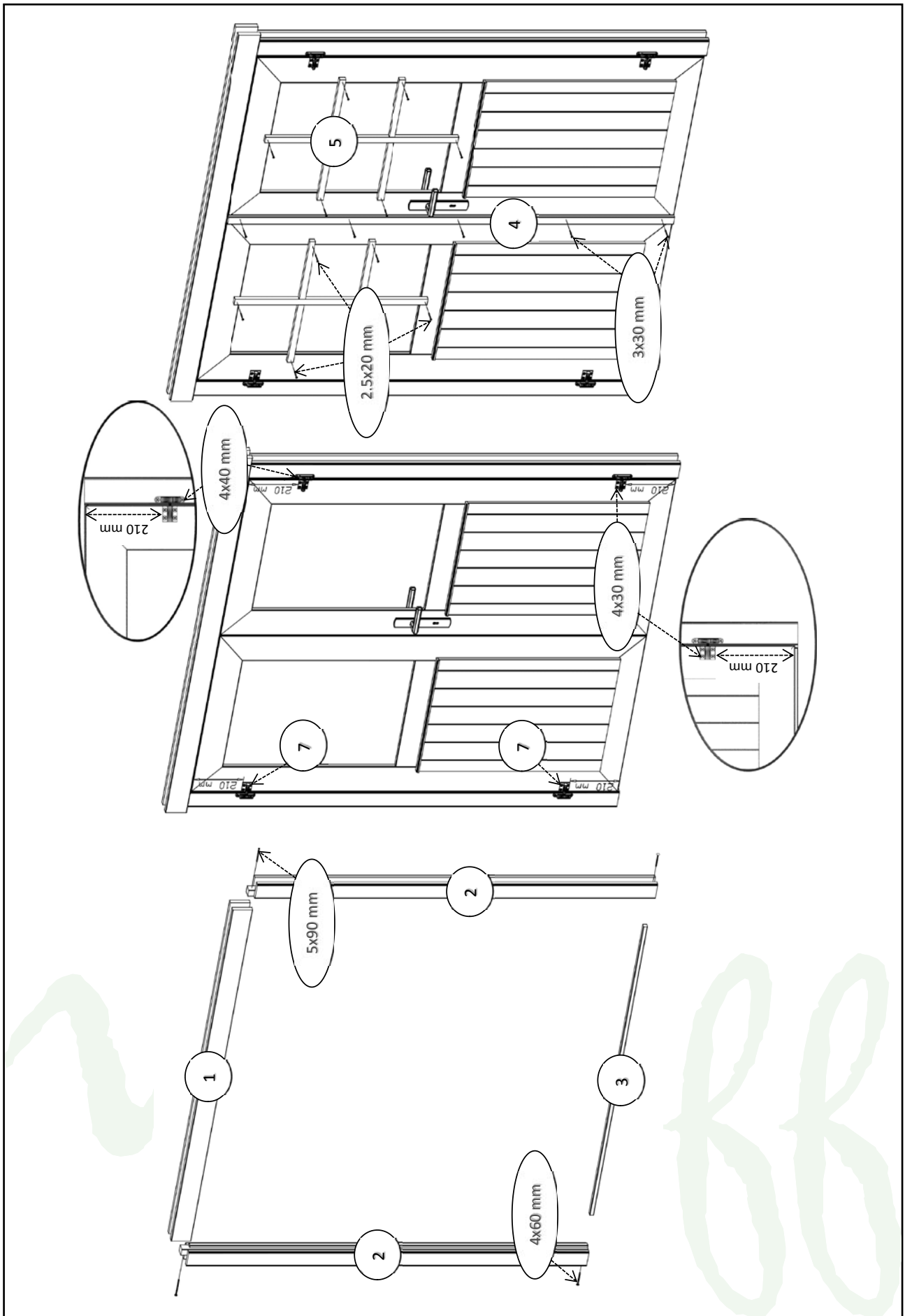
Allgemeine Montageanleitung – General assembly
instructions – Instructions générales de montage

| Pos | Piece list – Stückliste – Liste des pièces | Q. | P (mm) |
|-----|---|----|-----------|
| 1 |  | 1 | 66x100 |
| 2 |  | 2 | 66x80 |
| 3 |  | 1 | 18x18 |
| 4 |  | 1 | 13x32 |
| 5 |  | 6 | 15x25 |
| 6 |  | 2 | |
| 7 |  | 4 | |

Metall Türschwelle gehört nicht zum Lieferumfang – Metal
sill cover not included – Seuil de porte en métal non-inclus



Detail Tür Lyon B inkl. Fußboden



Detail Tür Lyon B inkl. Fußboden

