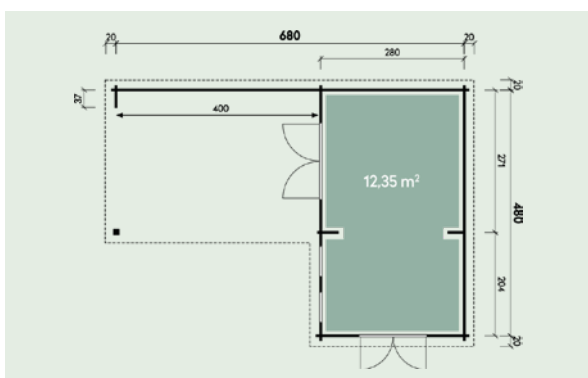


# Technische Daten



## Artikelnummer: 572 007

Besteht aus: 572 000 (Seite 2) und 810 750 (Seite 20)



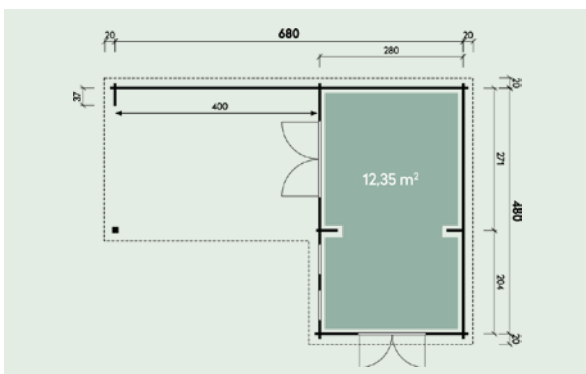
Kontrolliert durch:

# Technische Daten

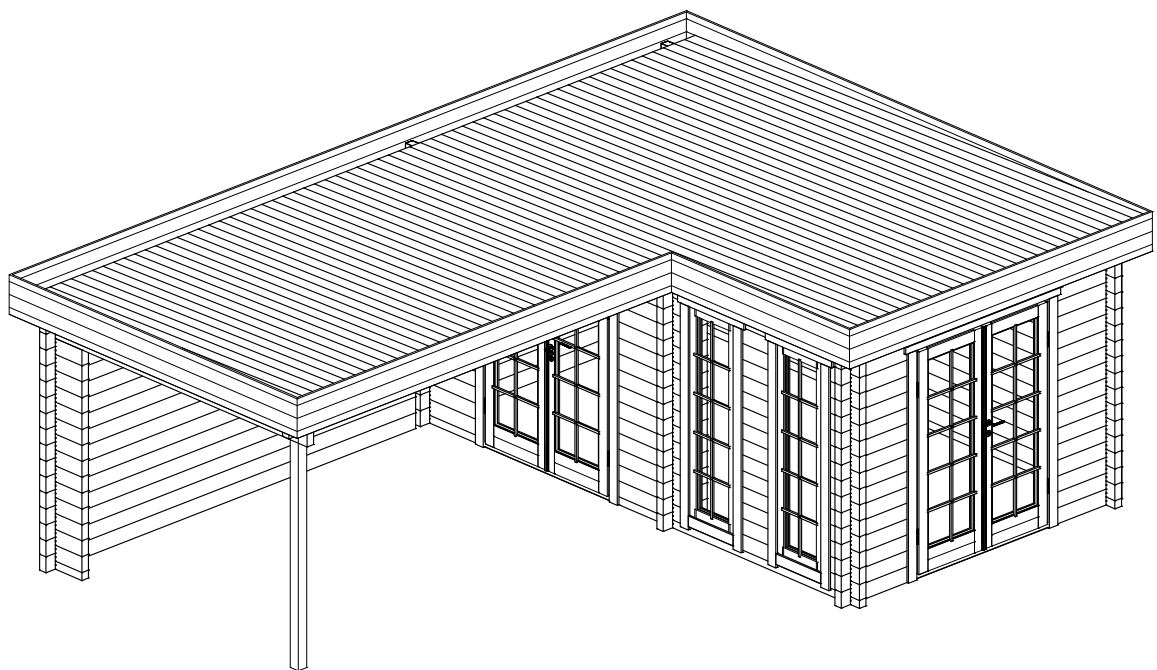


## Artikelnummer:

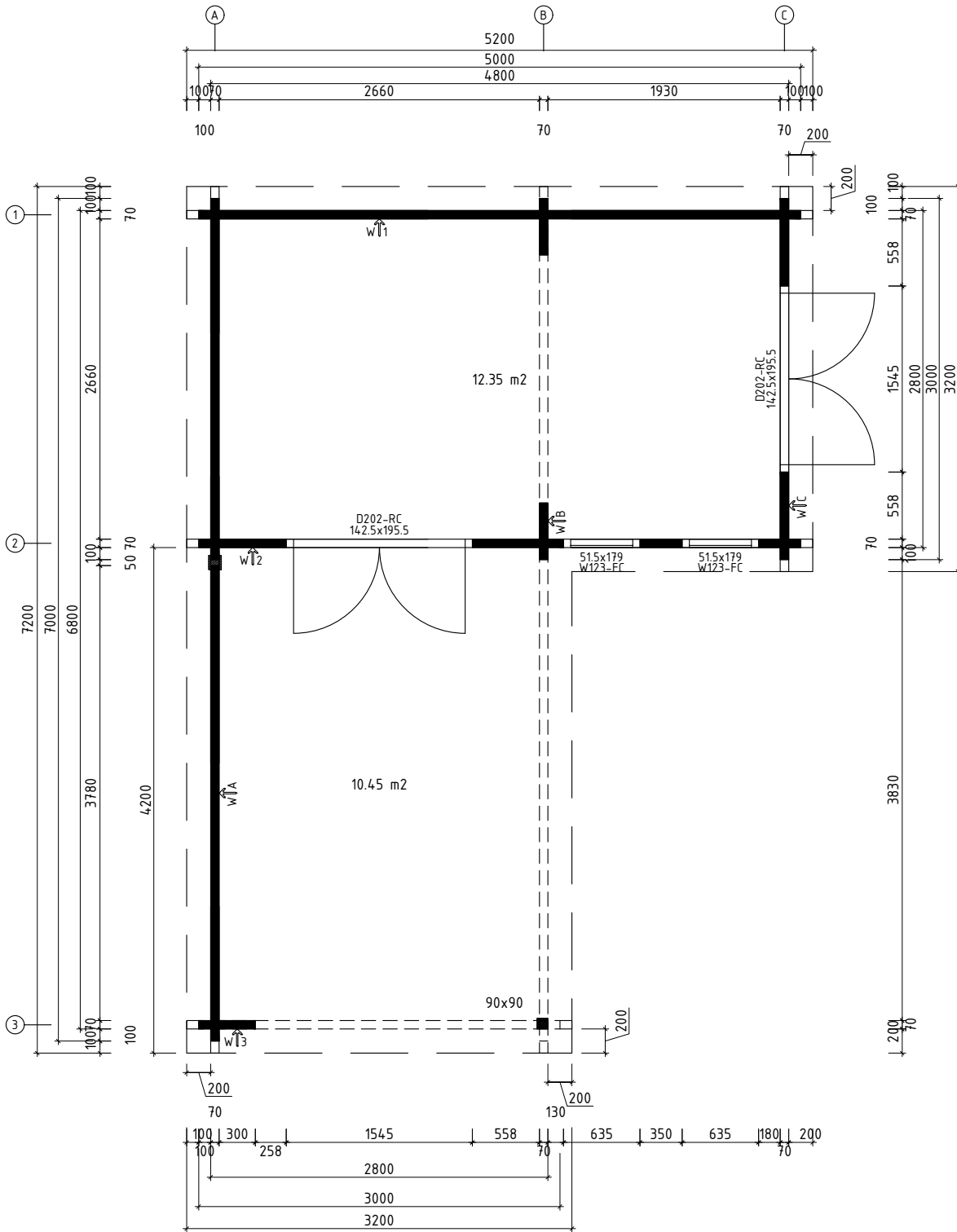
572 000



**Kontrolliert durch:**



H = 1.700 m  
TOTAL: 22.81 m<sup>2</sup>

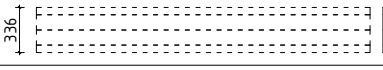
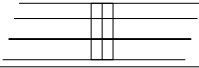




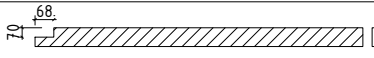

















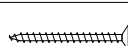





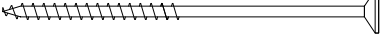
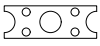









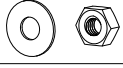
\* Fenster und Türen sind mit Sprossen

**Q4** – Qualitätsklasse für Fenster und Türen


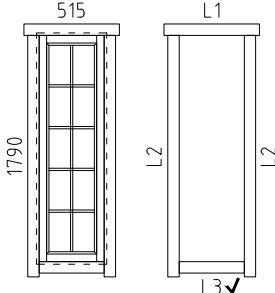
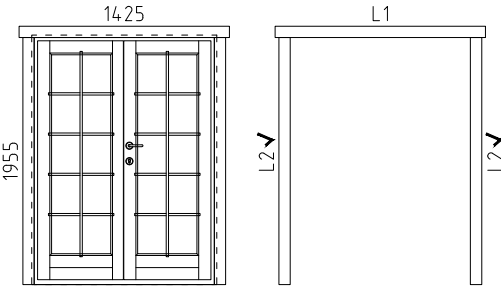
Pos		Stck	Profil (mm)	Länge (mm)
	<b>Achtung! Die Giebelbohlen können teilweise schon vormontiert sein! Bitte beachten - diese erscheinen nicht ganz so wie in der Teileliste beschrieben.</b>			
001		1	70x135	5200
002		1	70x135	5200
003		1	70x135	5000
004		1	70x135	5000
005		16	70x135	5000
006		1	70x68	5000
007		1	70x135	4328
008		1	70x135	4327
009		1	70x135	4235
010		1	70x135	4235
011		1	70x68	4235
012		15	70x135	3950
013		1	70x135	3200
014		1	70x117	3200
015		1	70x135	3000
016		1	70x135	3000
017		2	70x135	3000
018		1	70x135	3000
019		14	70x135	3000
020		1	70x135	2965
021		1	70x135	2965
022		1	70x68	2965
023		1	70x68	2728
024		1	70x135	2728
025		1	70x135	2688

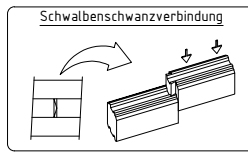
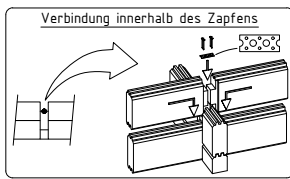
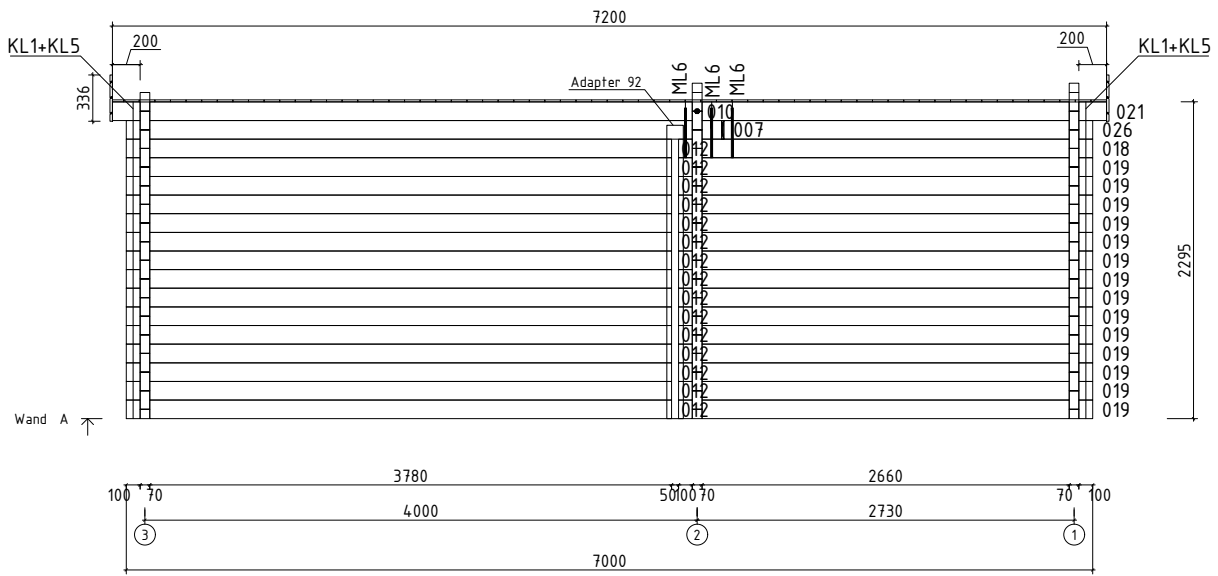
Pos		Stck	Profil (mm)	Länge (mm)			
026		1	70x135	2688			
027		2	70x54	2200			
028		13	70x135	758			
029		1	70x68	728			
030		44	70x135	728			
031		22	70x135	470			
032		12	70x135	470			
033		9	70x135	470			
034		1	70x68	470			
035		1	70x135	470			
036		9	70x135	350			
037		4	70x135	350			
038		13	70x135	350			
PF1		2	58x170	3900			
PF2		2	58x170	3600			
PF3		2	58x170	3200			
	DACHBRETTER	29+1	113x16	5102			
	DACHBRETTER	35	113x16	3101			
	DECKENLEISTEN	✓	15x28	27,0 lfdm			
A70-1	ADAPTER 70	Obere seite		✓	1	120x106	2125
BL-1	DACHBLENDEN 336mm	336			1	18x336	2000
BL-2	DACHBLENDEN 336mm	336			1	18x336	3200
BL-3	DACHBLENDEN 336mm	336			1	18x336	3236
BL-4	DACHBLENDEN 336mm	336			1 1	18x336	3236 4000
BL-5	DACHBLENDEN 336mm	336			1	18x336	4000

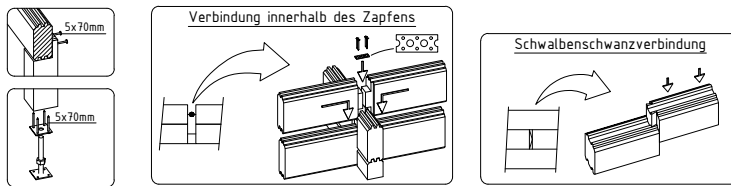
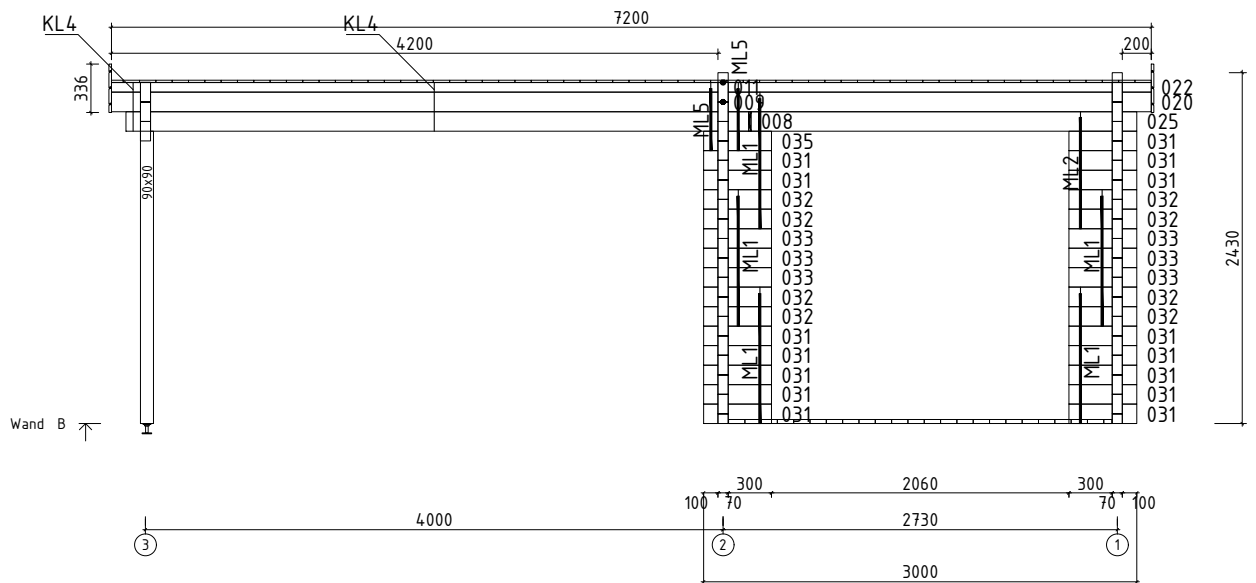
Pos			Stck	Profil (mm)	Länge (mm)
BL-6	DACHBLENDEN 336mm		1	18x336	5200
VL-1	DACHBLENDEN- Verbindungsleisten		1	18x120	336
BS-1	DACHBLENDEN- Blendenstützen 44x65		14	44x65	200
UPB-1	DACHBLENDEN- U-Profil für Blenden		✓ 1	65x44	27,0 lfdm
DPL-1	DACHPAPPENLEISTEN 15x28		✓ 1	15x28	18,0 lfdm
T06-1	TRAUHENLEISTEN 18x40		✓ 1	18x40	15,0 lfdm
TP90-1	STÜTZPFOSTEN 90x90		✓ 1	90x90	2025
TL70-1	T-LEISTE 70		4	45x70	1705
TL70-2	T-LEISTE 70		2	45x70	1908
TL70-3	T-LEISTE 70		2	45x70	1975
ML1	Metallstange		9	D10	900
ML2	Metallstange		1	D10	770
ML3	Metallstange		1	D10	700
ML4	Metallstange		1	D10	630
ML5	Metallstange		2	D10	430
ML6	Metallstange		3	D10	360
SH	Schlaghölzer		3		
NG250	NÄGEL 2.5x50 Dachbretter		768		
SR3030	SCHRAUBEN 3.0x30 Dachblenden Verbindungsleisten		16		
SR3030	SCHRAUBEN 3.0x30 Dachpappeleisten		36		
SR3030	SCHRAUBEN 3.0x30 Deckenleisten		54		
SR3030	SCHRAUBEN 3.0x30 Traufenleisten		30		
SR37	SCHRAUBEN 3.5x45 Tür- und Fensterleisten		96		
SR3545	SCHRAUBEN 3.5x45 U-profil für Blenden		54		
SR3545-001	SCHRAUBEN 3.5x45 Verbindungsstreifen		12		

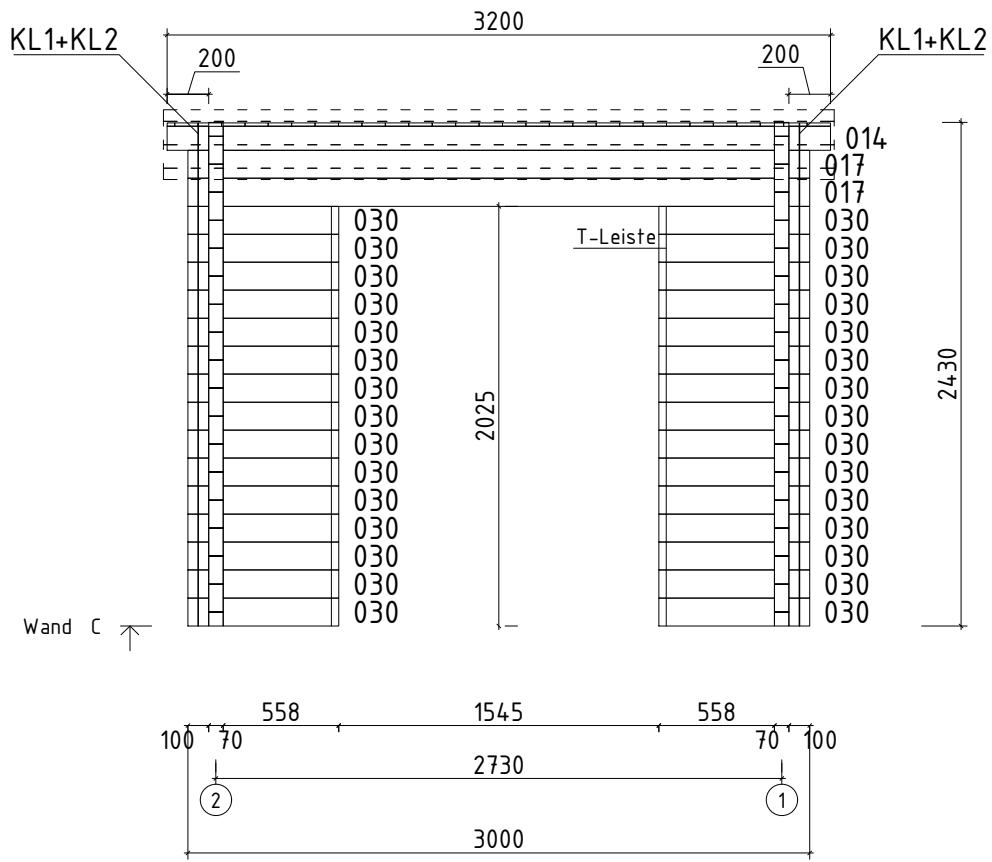
Pos			Stck	Profil (mm)	Länge (mm)
SR5 070	SCHRAUBEN 5.0x70	Blendenbefestigung		68	
SR5 070	SCHRAUBEN 5.0x70	Stützpfoste		2	
SR507 0-002	SCHRAUBEN 5.0x70	Verstellbare pfostenstütze		4	
SR6 0140	SCHRAUBEN 6.0x140	Blendenstützen		28	
VS	VERBINDUNGSTREIFEN für verbinden der Wandbohlen			3	
VP2	Verstellbare Pfostenstütze M16			1	
KL1	Gewindestange M8			5	2000
KL2	Gewindestange M8			2	455
KL3	Gewindestange M8			1	393
KL4	Gewindestange M8			2	338
KL5	Gewindestange M8			2	325
KV M UT M8	Mutter M8			14	
KV S EIB M8X25	U-Scheibe M8 Ø25			14	
KL-1	Gewindestange M12 - für die Pfetten			4	170
MUT26	Mutter M12 U-Scheibe Ø30 - für die Pfetten			8	
	✓ - bitte selber anpassen (falls nötig)!				




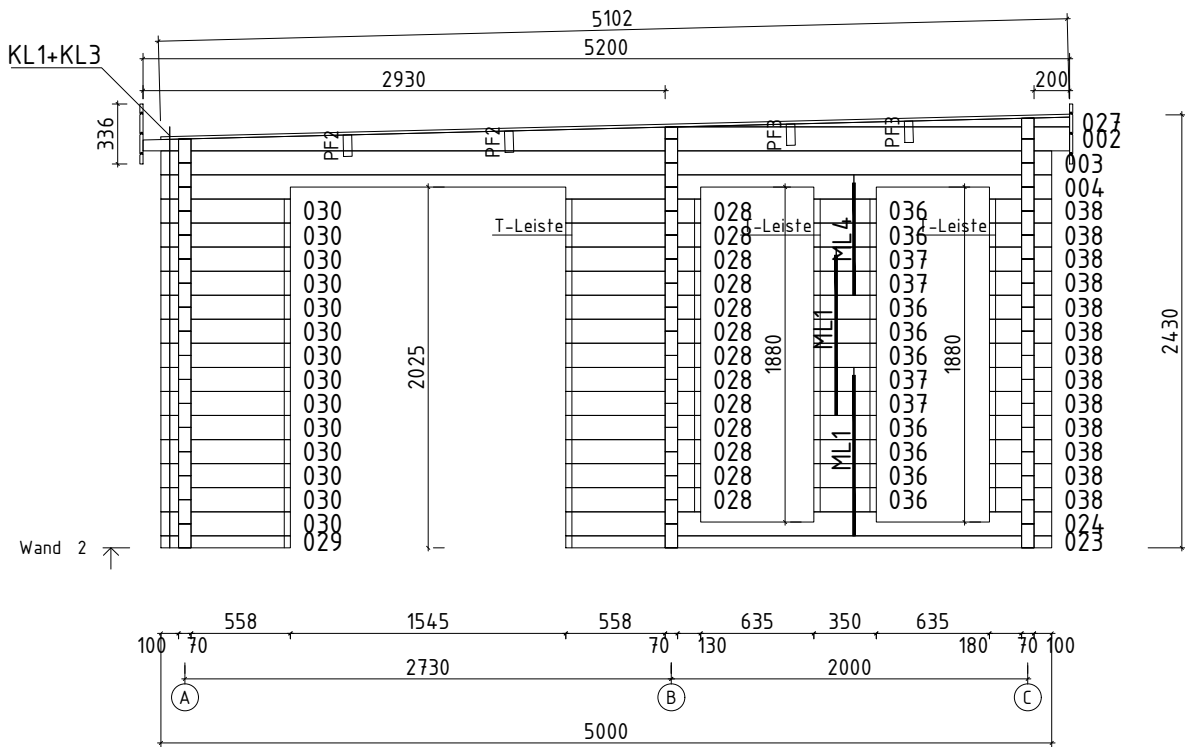
Pos		Stck	Profil (mm)	Länge (mm)
KV MU TJ M8	Befestigungsmutter M8 	5		
	<p style="text-align: center;">FENSTER Q4 W4-S70F-01C-05151790</p>  <p style="text-align: center;">W123-FC</p> <p>L1 18x90 L=755mm 2x                      L2 18x90 L=1910mm 4x                      L3 18x90 L=515mm 2x ✓</p>	2		
	<p style="text-align: center;">TÜR Q4 D4-D70R-01C-14251955</p>  <p style="text-align: center;">D202-RC</p> <p>L1 18x90 L=1665mm 2x                      L2 18x90 L=1955mm 4x ✓</p> <p>DIN rechts</p>	2		

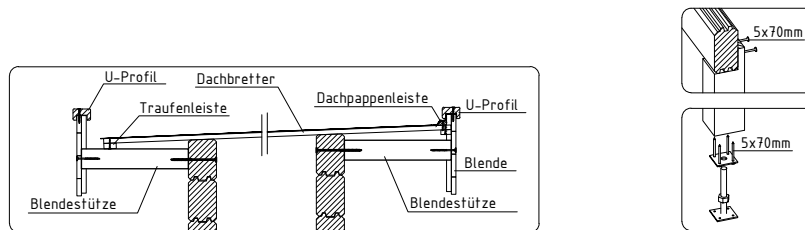
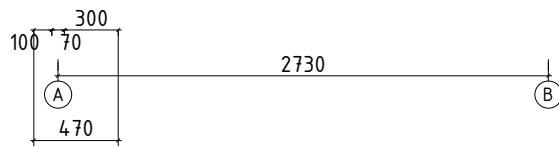
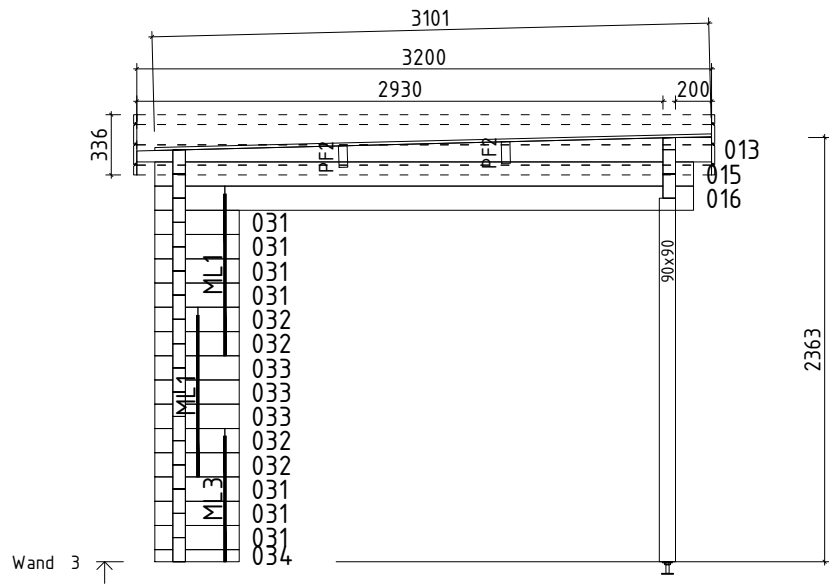






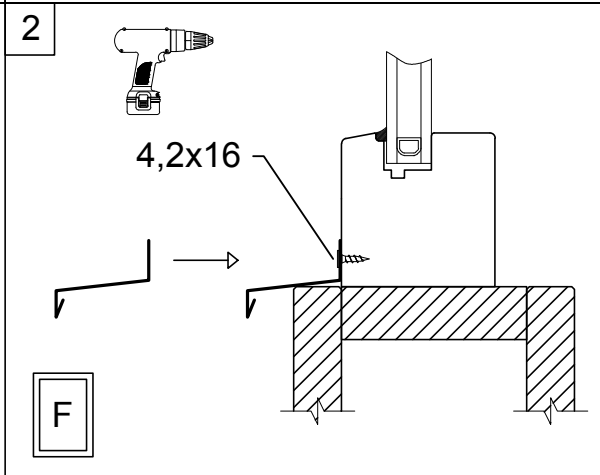
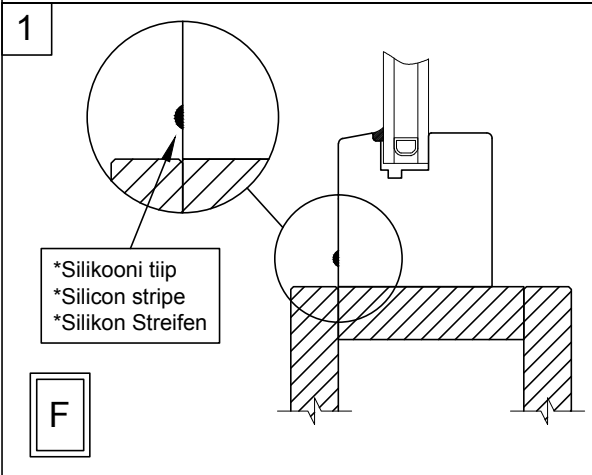
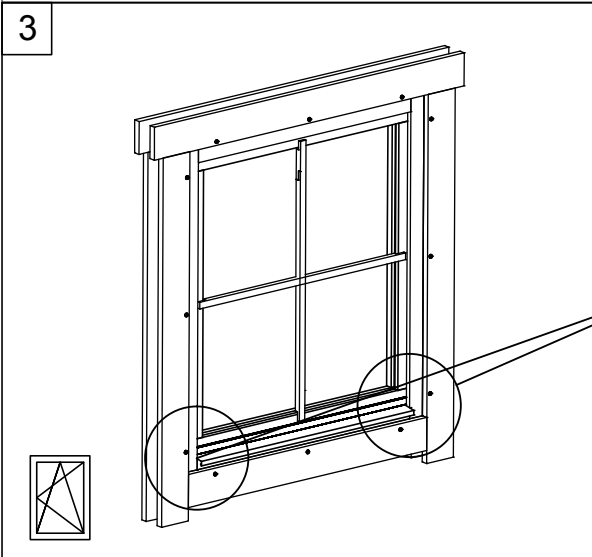
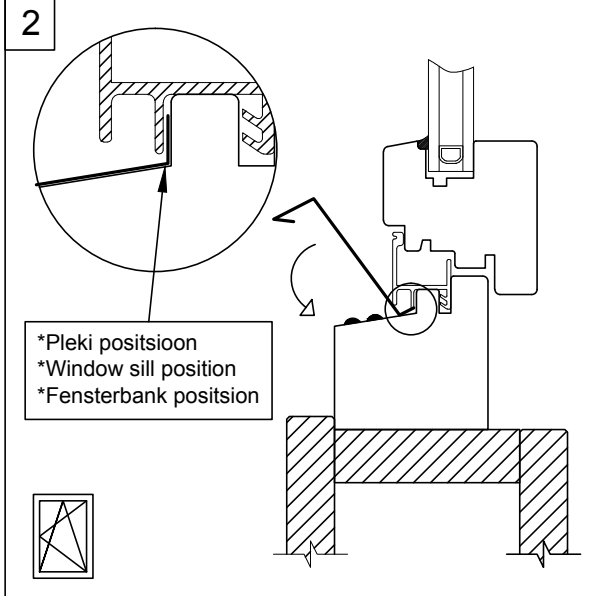
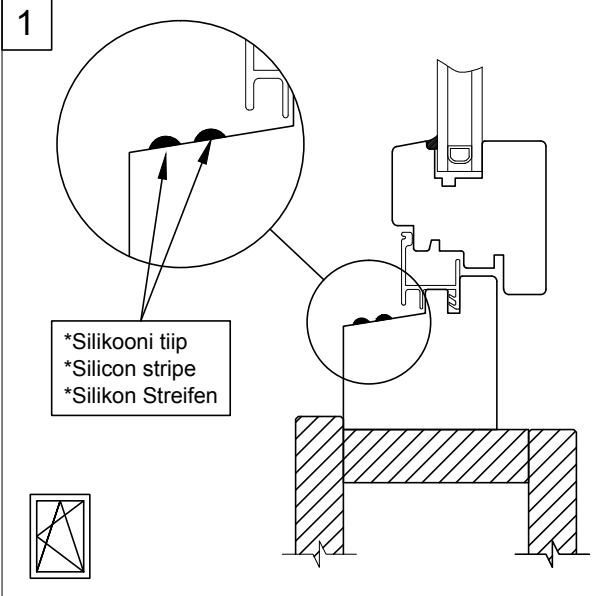




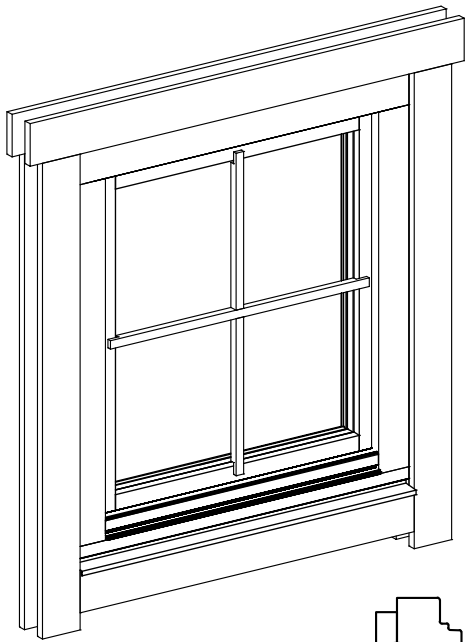


Veeplekk / Window sill / Fensterbank

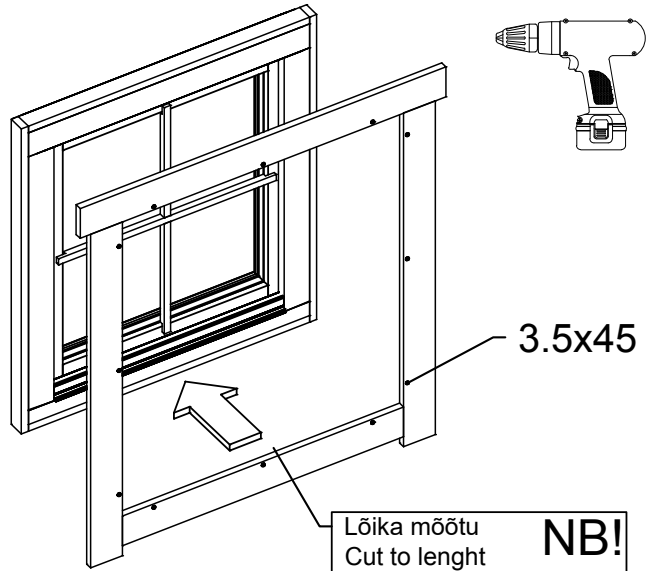
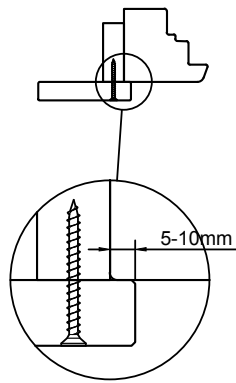
Q4





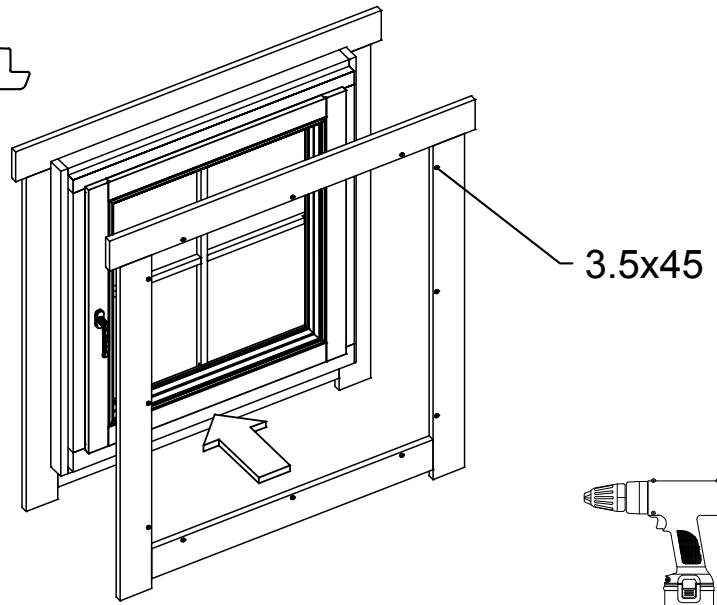
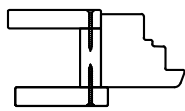


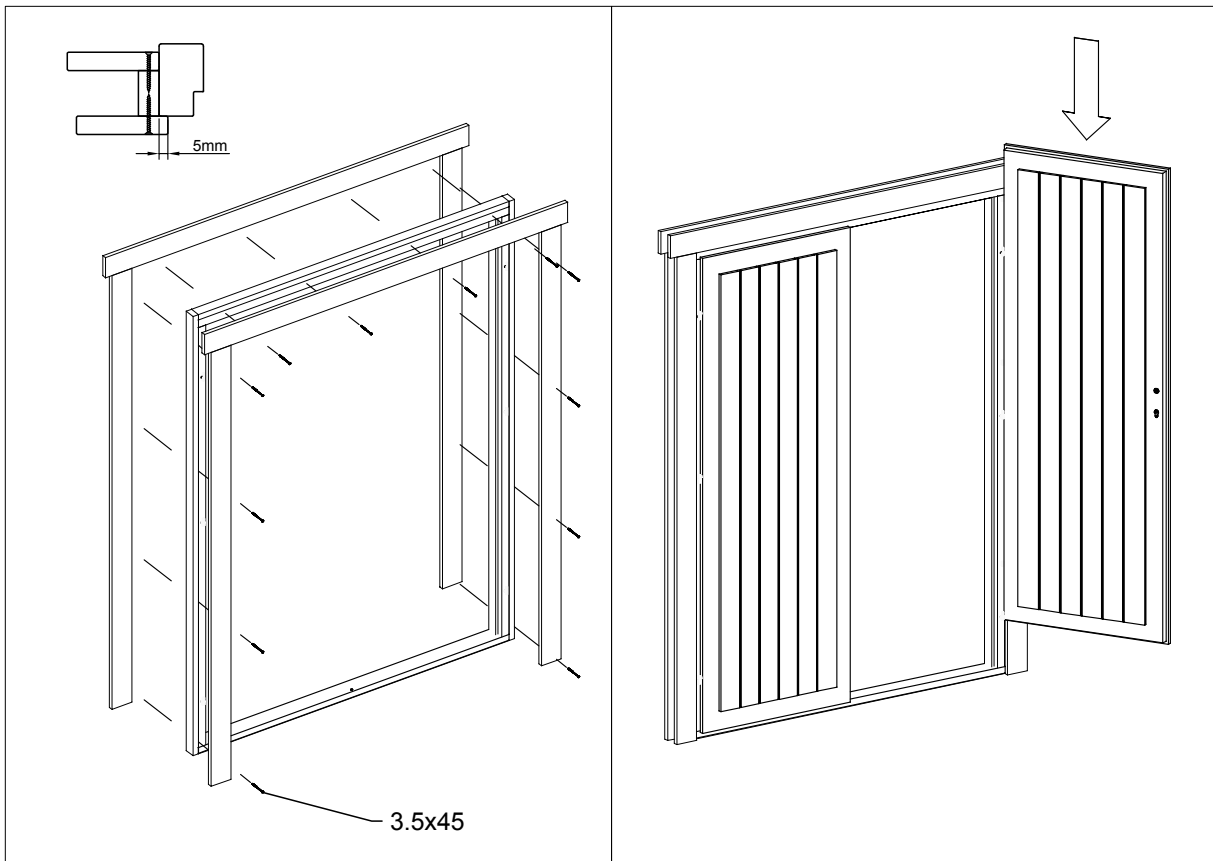
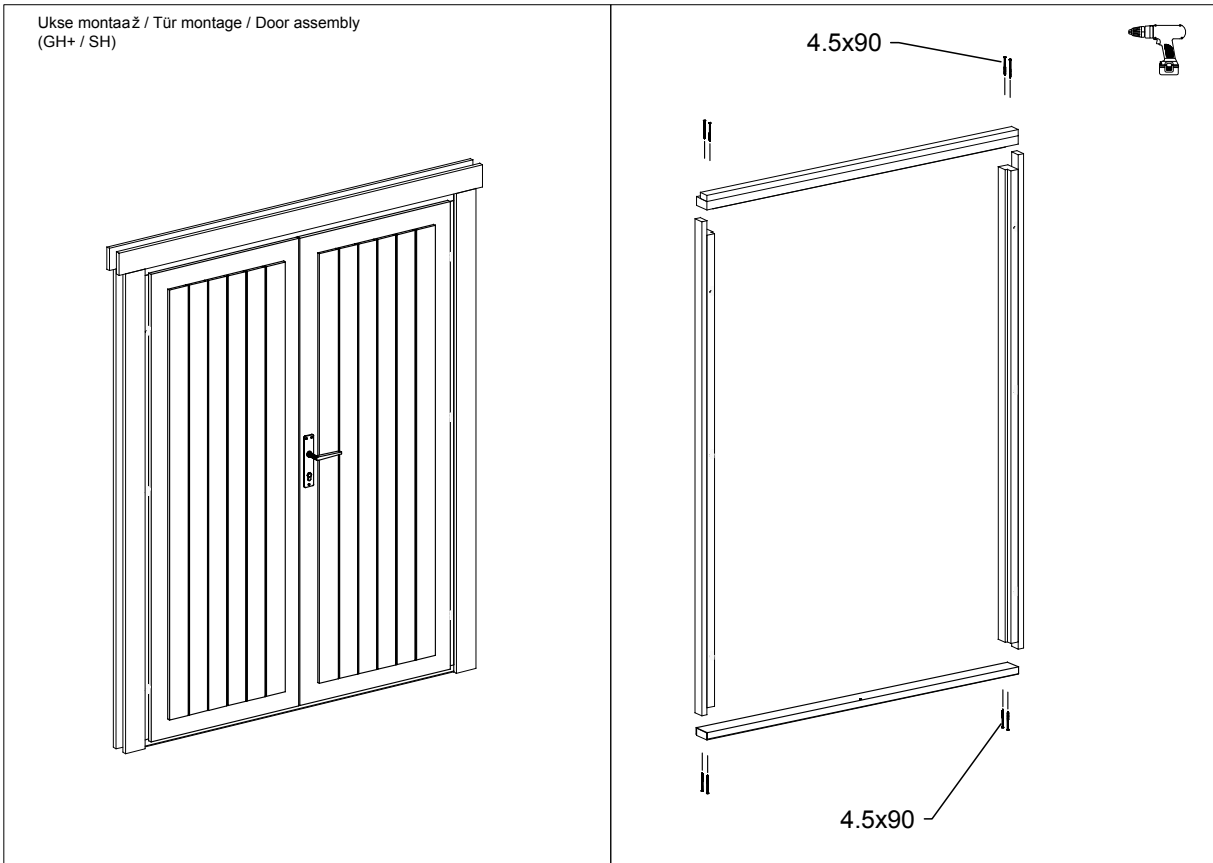
Aken Q4-Q6 - paigaldusjuhised  
 Window Q4-Q6 - assembly instructions  
 Fenster Q4-Q6 - Montageanleitung

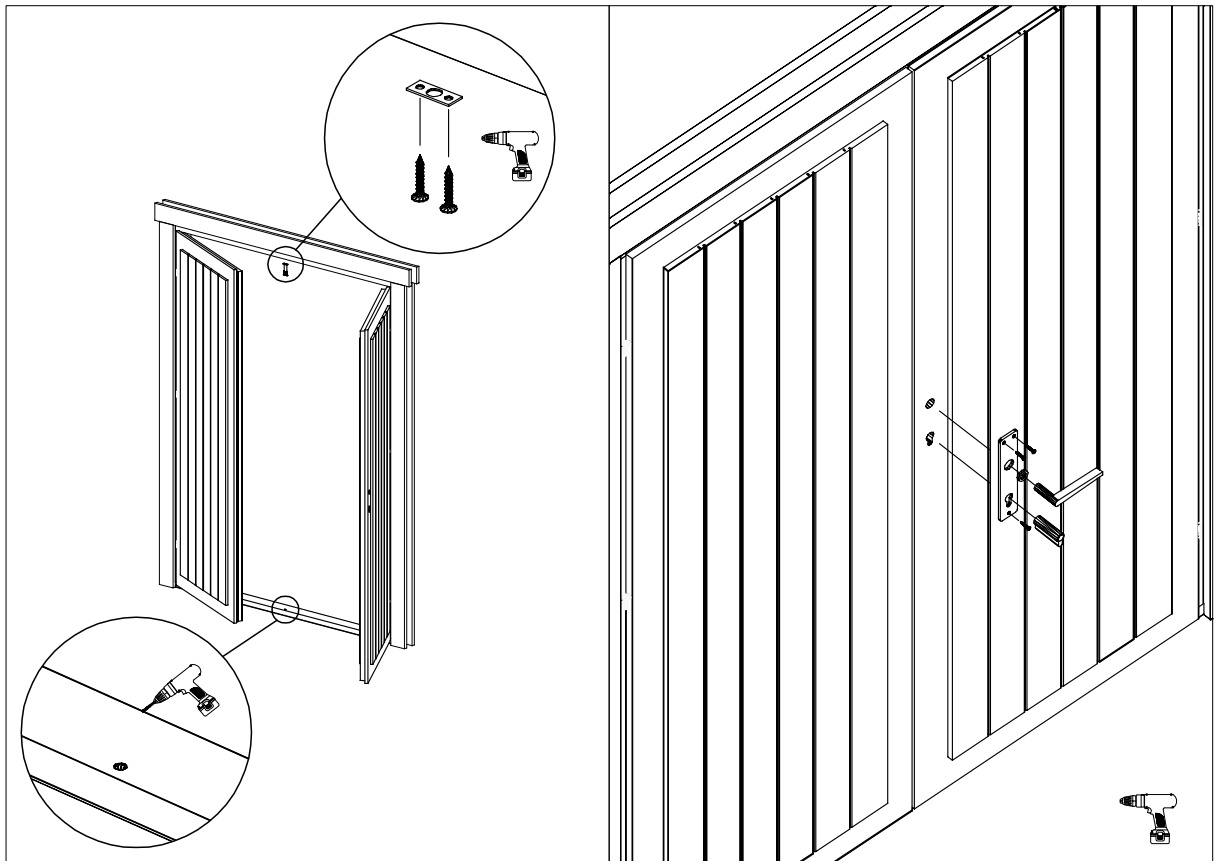


Lõika mõõtu  
 Cut to length  
Absägen  
 - 10mm / -20mm

**NB!**







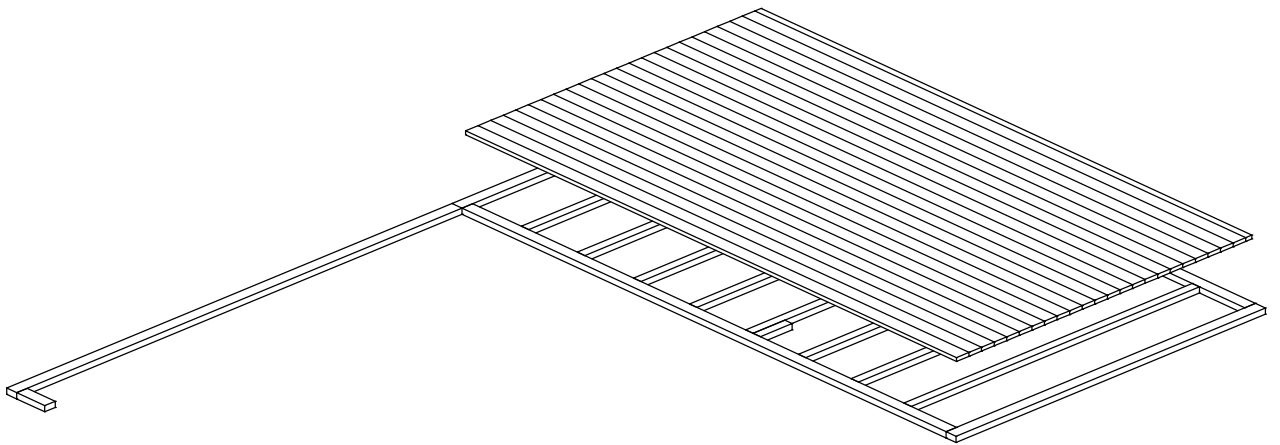
# Technische Daten



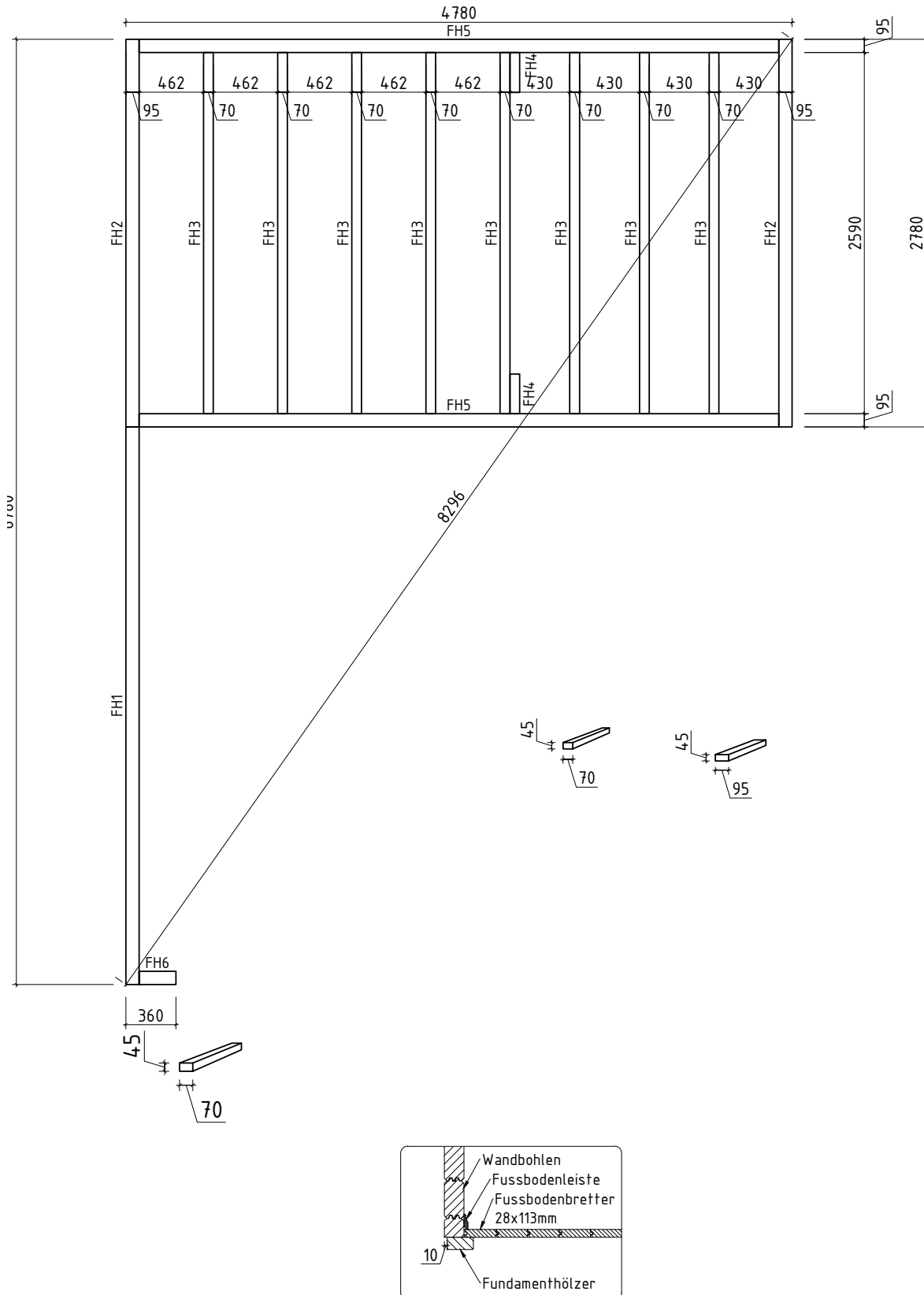
**Artikelnummer:**







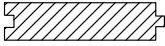



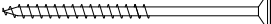
810 750

Kontrolliert durch:



**Wir empfehlen als Fundament für Ihr Gartenhaus eine vollflächig festgegründete, gepflasterte oder betonierte Fläche. Wahlweise ist auch ein Punkt- oder Streifenfundament möglich.**



Pos		Stck	Profil (mm)	Länge (mm)
FH5	FUNDAMENTHÖLZER (imprägniert) 	2	95x45	4590
FH1	FUNDAMENTHÖLZER (imprägniert) 	1	95x45	4000
FH2	FUNDAMENTHÖLZER (imprägniert) 	2	95x45	2780
FH6	FUNDAMENTHÖLZER (imprägniert) 	1	95x45	265
FH3	FUNDAMENTHÖLZER (imprägniert) 	8	70x45	2590
FH4	FUNDAMENTHÖLZER (imprägniert) 	2	70x45	285
	FUSSBODENBRETTER 	24+1	113x28	4655
	FUSSBODENLEISTEN 		14x55	16.0l fm
NG2 560	NÄGEL 2.5x60 Fussbodenbretter 	480		
SR3 030	SCHRAUBEN 3.0x30 Fussbodenleisten 	30		
SR5 0100	SCHRAUBEN 5.0x100 Fundamenthölzer 	64		
	<b>✓</b> - bitte selber anpassen (falls nötig)!			