

Technische Daten Trondheim 44-G

Wandaußenmaß: 530 x 530 cm

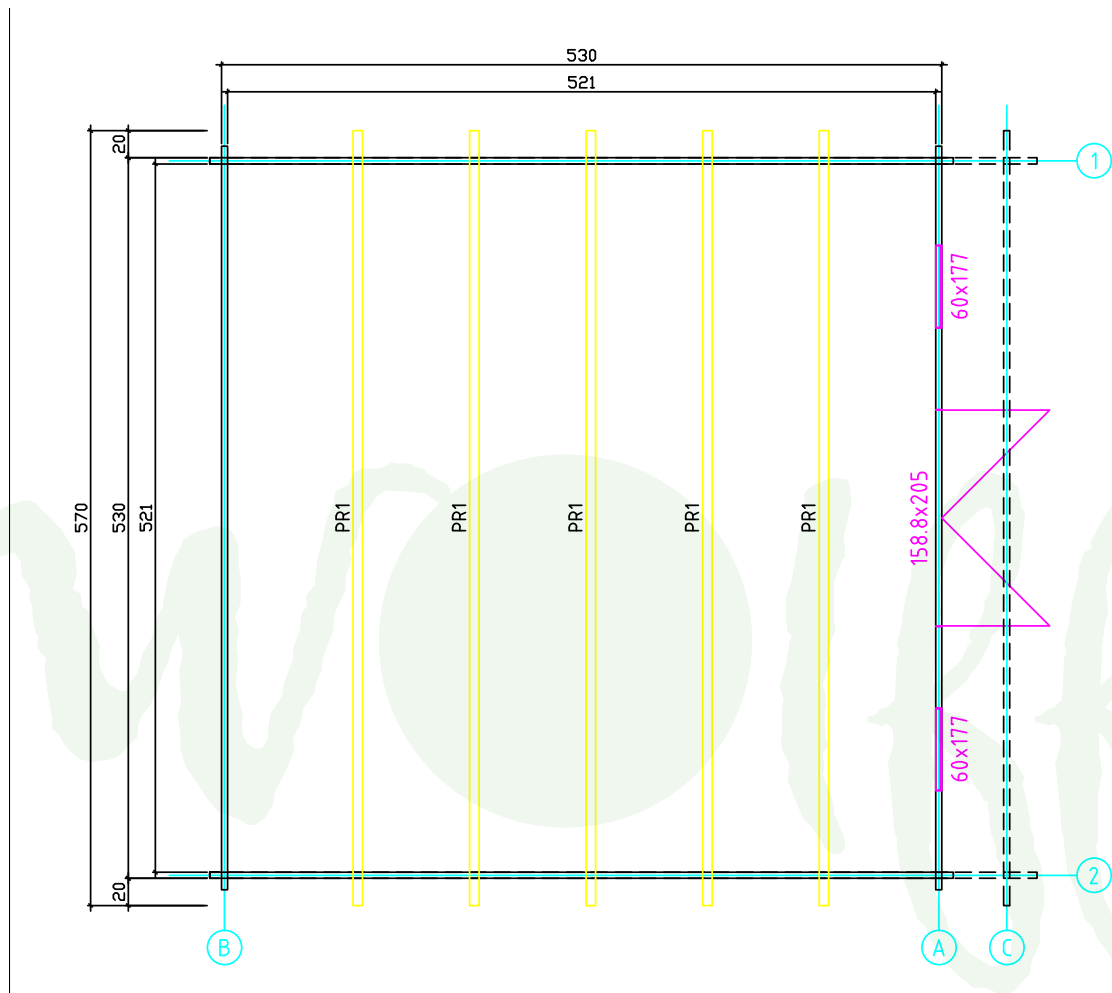
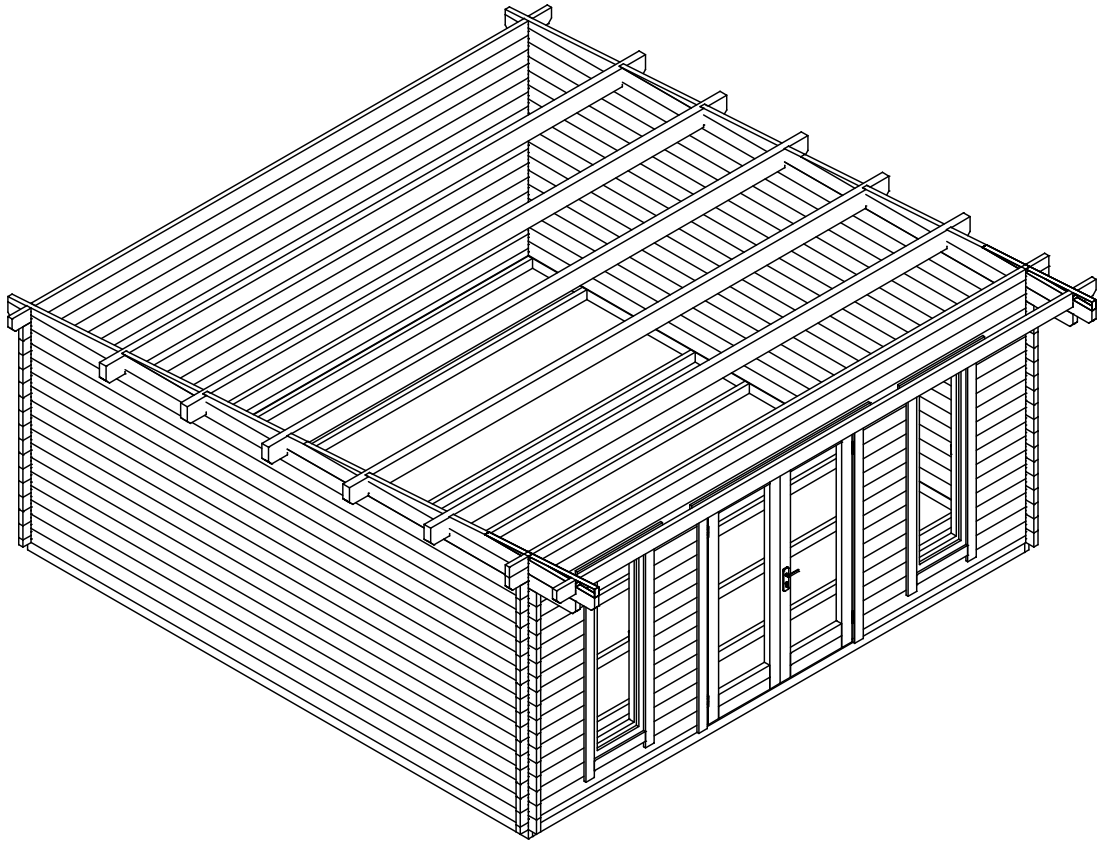
Bohlenstärke: 44 mm



Kontrolliert durch:

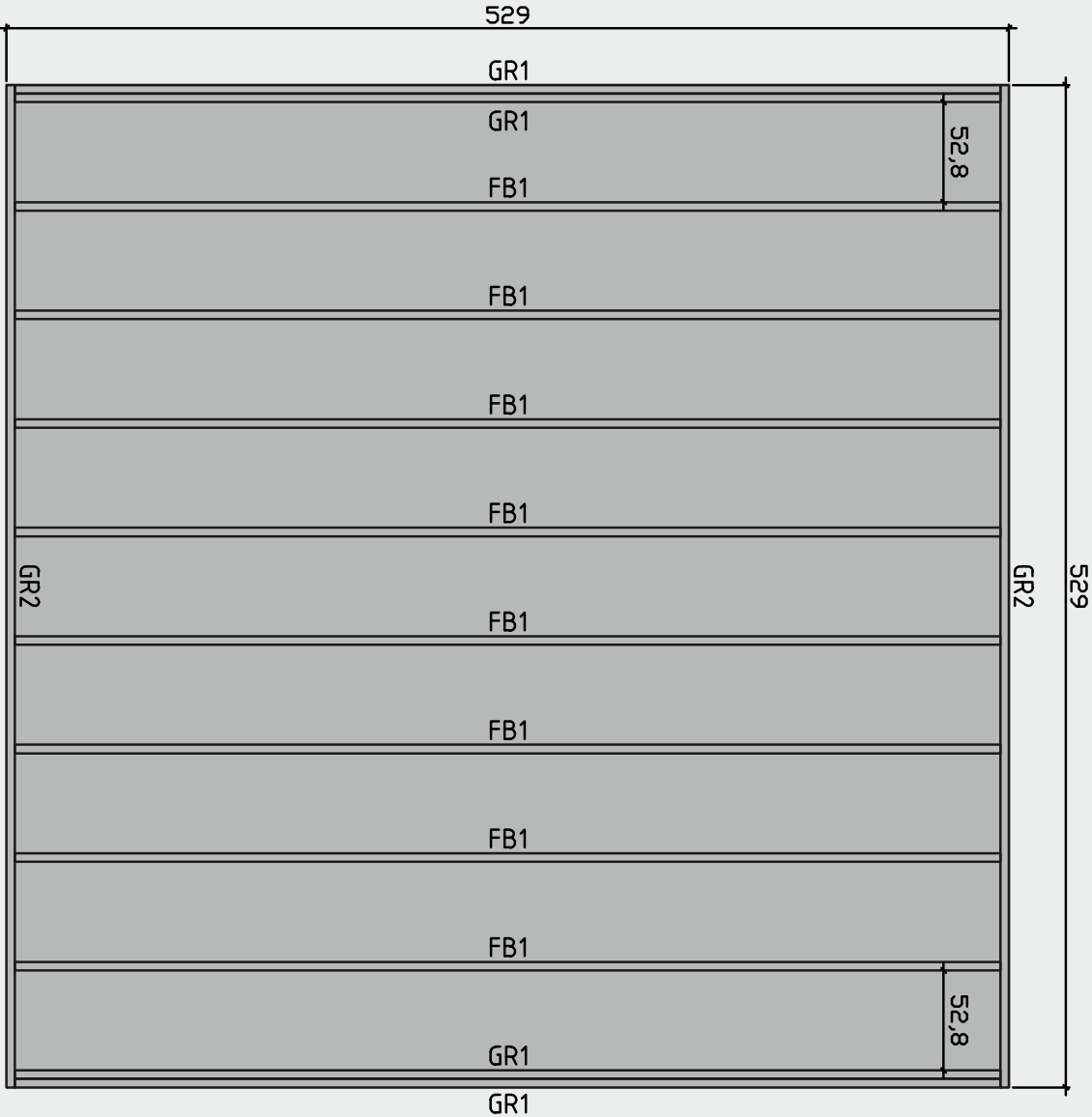
Achtung: Alle angegebenen Maße sind ca.-Maße!

3D-Darstellung und Grundriss Trondheim 44-G



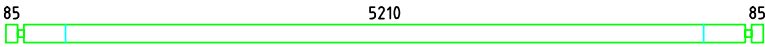
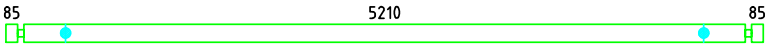
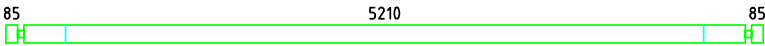

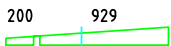
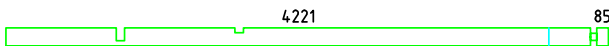



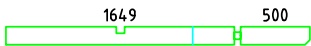









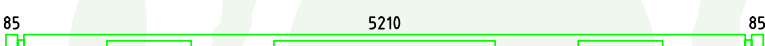
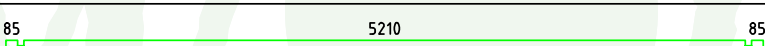
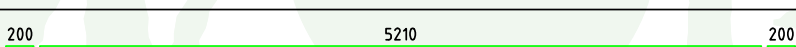
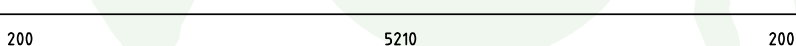
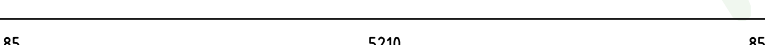
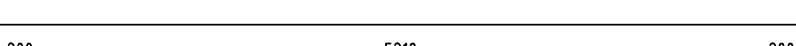
Lagerholzplan und Fundamentplan Trondheim 44-G

Wir empfehlen als Fundament für Ihr Gartenhaus eine vollflächig festgegründete, gepflasterte oder betonierte Fläche.
Wahlweise ist auch ein Punkt- oder Streifenfundament möglich.
















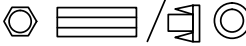
Teileliste 1

Trondheim 44-G

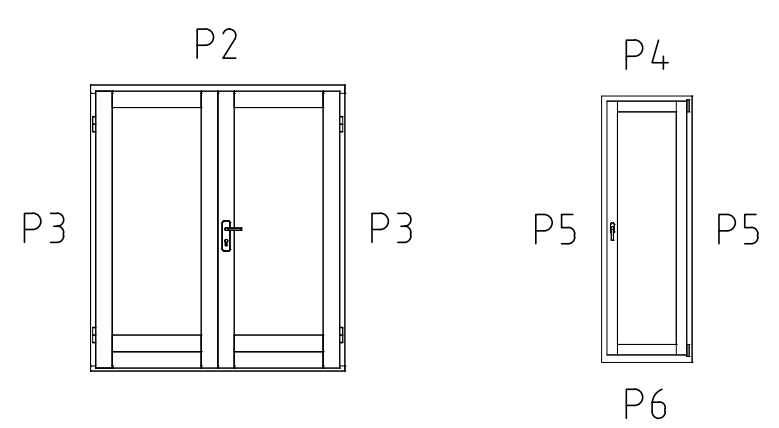
Pos		Quantity	Profil (mm)	Lenght (mm)
001		2	45x130	5470
002		2	45x130	5470
003		26	45x130	5470
004		2	45x130	5585
005		2	45x128	1174
006		2	45x130	4351
007		2	45x56	827
008		2	45x114	827
009		2	45x130	797
010		2	45x130	2194
011		2	45x42	623
012		2	45x100	827
013		2	45x130	1537
014		2	45x79	1159
015		2	45x65	1936
016		2	45x130	1936
017		2	45x130	1936
018		26	45x130	728
019		26	45x130	598
020		1	45x130	5470
021		16	45x130	5470
022		1	45x130	5700
023		1	45x96	5700
024		1	45x65	5470
025		2	45x130	5700

Teileliste 2


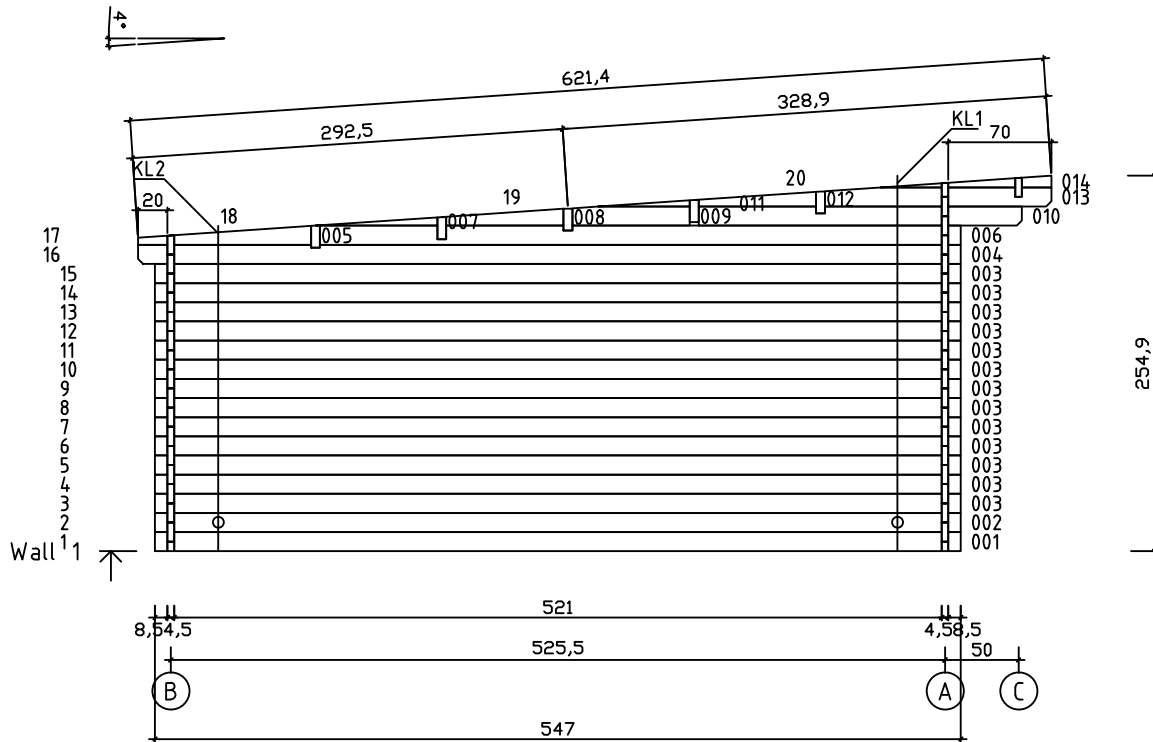
Trondheim 44-G

Pos		Quantity	Profil (mm)	Lenght (mm)
GR2	Rahmen-Fundamentholz 	2	45x90	5290
GR1	Rahmen-Fundamentholz 	4	45x90	5200
FB1	Fundamentholz 	8	45x90	5200
PR1	200 5210 Pfetten 200 	5	70x170	5700
	Fenster 600x1770	2		
	Tür 1588x2050	1		
1	Screws/Schrauben/Vis 5x100 mm- For fixing first row of wall logs /Fixierung des ersten Bohlenkranzes/Pour fixer les lamesde plancher 	6		
2	Nails/Nägel/Clous 2.5x50 - For fixing floorboards/ Befestigung Fussbodenbretter/Pour fixer les lames de plancher 	575		
3	Nails/Nägel/Clous 2.5x50 - For fixing roofboards/ Befestigung Dachbretter/Pour fixer les voliges 	575		
4	Nails/Nägel/Clous 2.5x50 - For fixing floor edge trims/ Befestigung Fussleisten/Pour fixer les plinthes du plancher 	40		
5	Nails/Nägel/Clous 2.5x50 - For fixing roofing felt fillet/ Befestigung giebelabschlussbrett/Pour fixer la latte de finition de la couverture 	40		
6	Screws/Schrauben/Vis 2,5x50 mm- For fixing roof side boards and roof edge reinforcement Befestigung Traufenbretter und Traufleisten Pour fixer les planches de rive et le tasseau de refront 	175		
7	Screws/Schrauben/Vis 2,5x50 mm- For fixing fascia boards and diamonds/ Befestigung Giebelblende und Raute Pour fixer les planches de rive et le diamant 			
8	Screws/Schrauben/Vis 2,5x50 mm- For fixing fwindow and door trims/ Befestigung Fenster und türen/ Pour fixer les croissilons des fenetres et des portes 			
9	Metal storm Brace/Gewindestange/Tige filetee 8 mm 	4		
10	Shim,Nuts/Mutter ,U-Scheibe/Ecrou,Rondelle 8 mm For fixing storm braces/ Pour fixer les anfi tempete/ Für Sturmleisten Pour fixer les croissilons des fenetres et des portes  Metal storm Brace/Gewindestange/Tige filetee 8 mm KL1 M8 2,65m 2 Screws 180 8 pcs. KL2 M8 2,31m 2 Plastic caps 4 pcs.	4/4		


Teileliste 3 Trondheim 44-G

POS	ST.	B	H	L	
FB1	Vt. spetsi				FUNDMENTHOLZER
F1	27,1m ²	28		5205	FUSSBODENBRETTER
PR	5	70	170	5700	DACHBALKEN
RB1	16,7m ² 18,7m ²	20		2925 3289	DACHBRETTER
R1	2	20	140	5740	Traufenbretter
R2	2	45	65	5700	Traufenbretter
R3	4	20	140	3200	Giebelabschlussleiste
R4	4	20	90	3200	Giebelabschlussleiste
DR1 WN1	1 2	1588 600	2050 1770		
P1	22m	20	40		Fußbodenleiste
P2	1+1	20	90	1890	Türleiste DR1
P3	2+2	20	90	2030	Türleiste DR1
P4	2+2	20	90	900	Fensterleiste WN1
P5	4+4	20	90	1920	Fensterleiste WN1
P6	2+2	20	90	540 570	Fensterleiste WN1

Wandplan 1 und 2 Trondheim 44-G

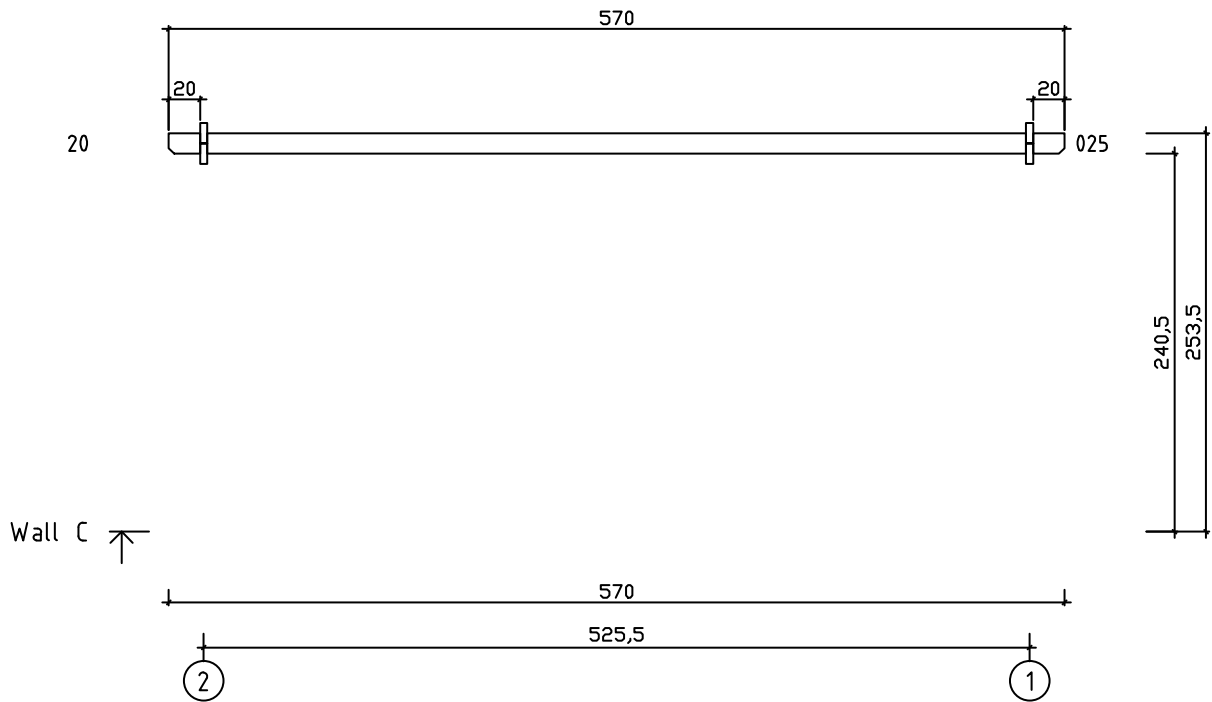


Wandplan A und B Trondheim 44-G

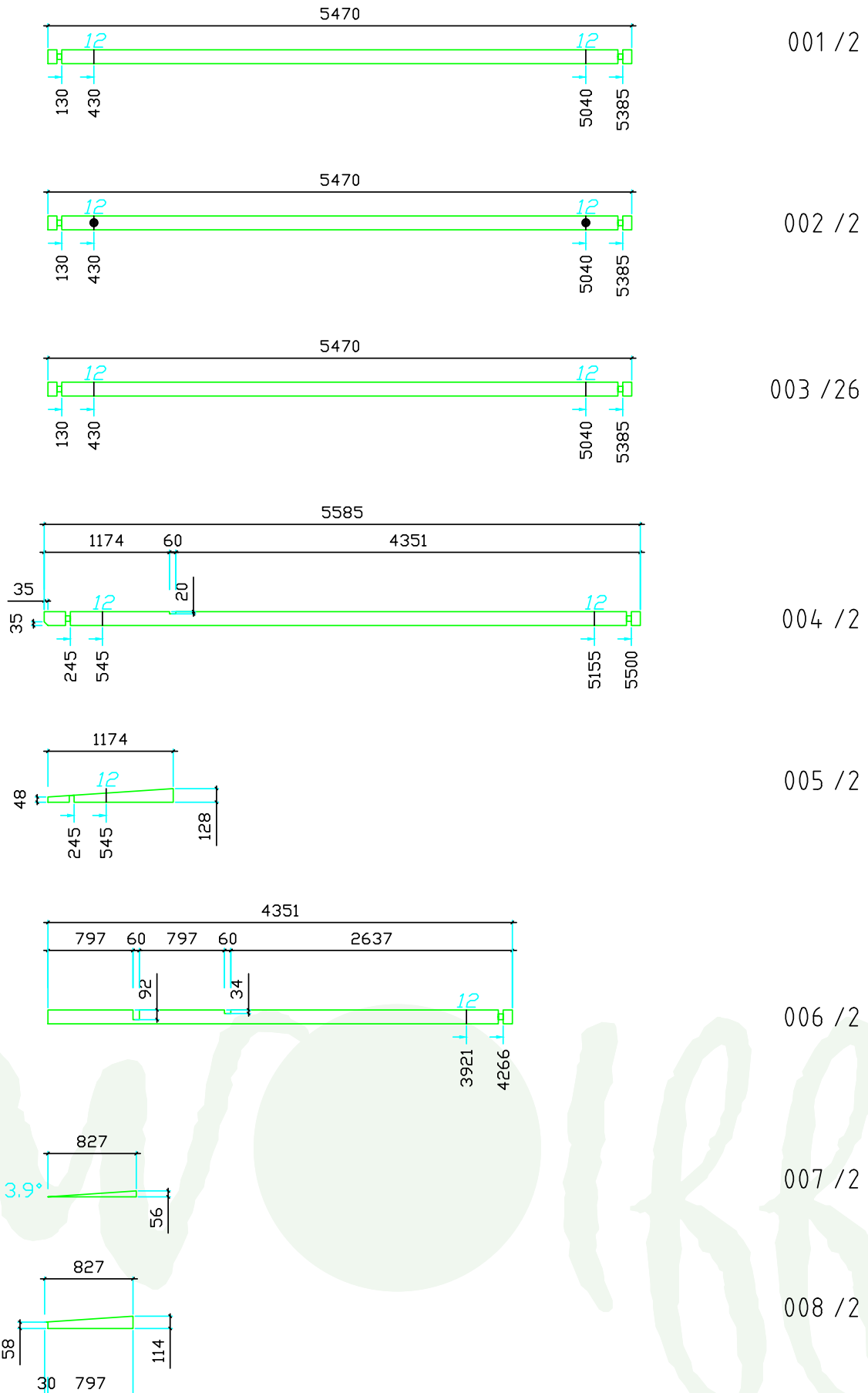


Wandplan C Trondheim 44-G

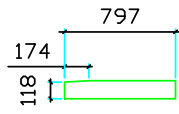
Vorgelagerte Vordachbohle vor Wand A



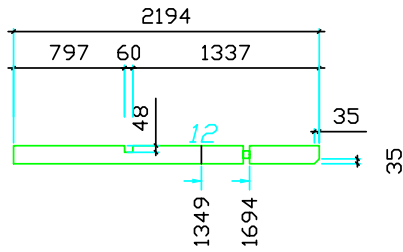
Details Trondheim 44-G



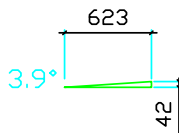
Details Trondheim 44-G



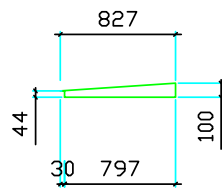
009 / 2



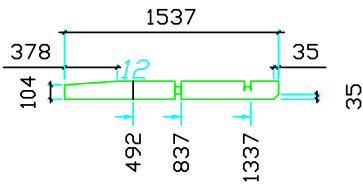
010 / 2



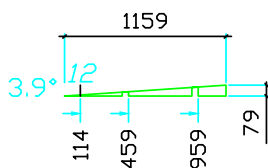
011 / 2




012 / 2




013 / 2



014 / 2

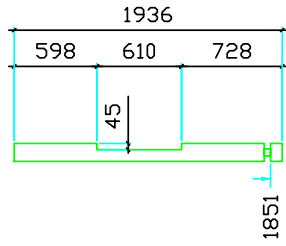


015 / 2

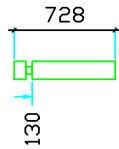


016 / 2

Details Trondheim 44-G



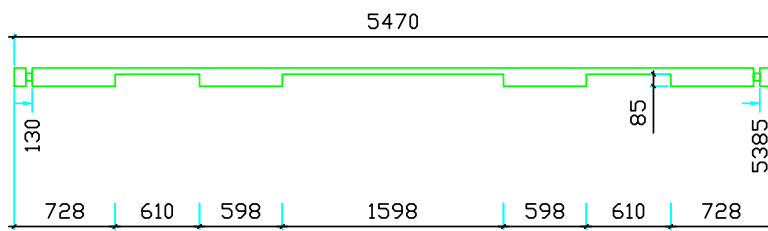
017 / 2



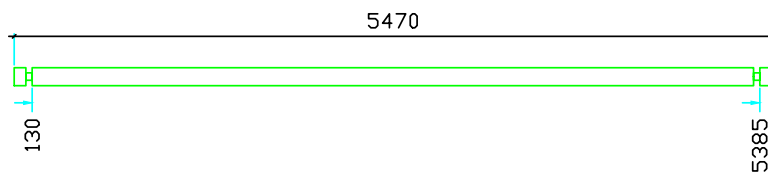
018 / 26



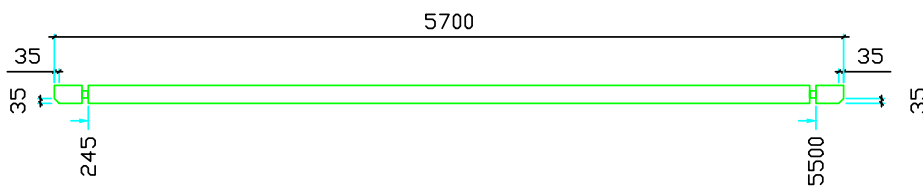
019 / 26



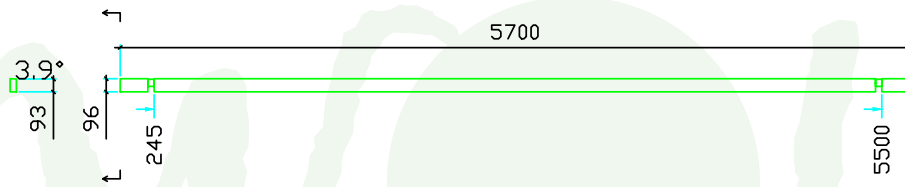
020 / 1



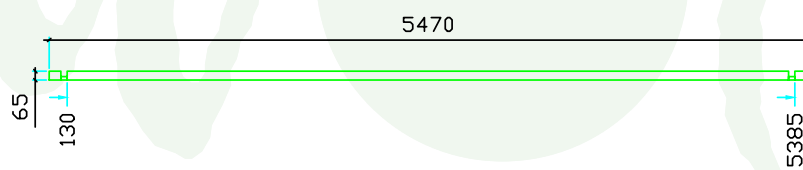
021 / 16



022 / 1

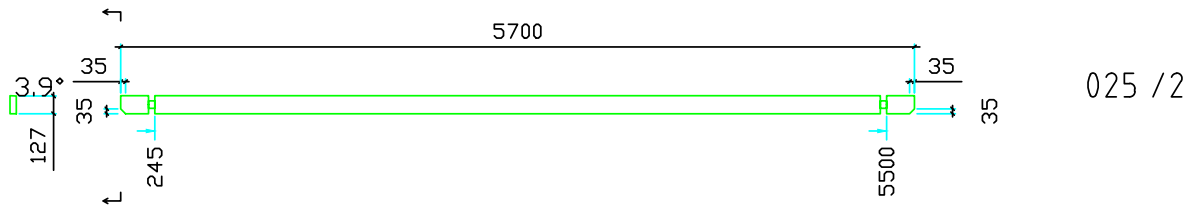


023 / 1



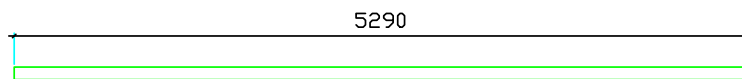
024 / 1

Details Trondheim 44-G

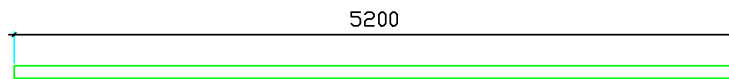


025 / 2

Rahmen-Fundamentholz

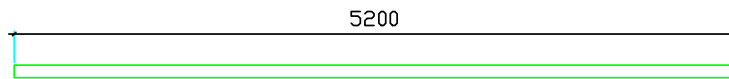


GR2 / 2
45x90



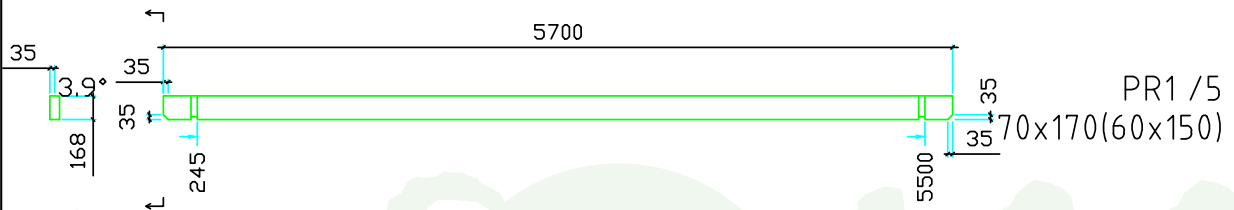
GR1 / 4
45x90

Fundamentholz



FB1 / 8
45x90

Pfetten



PR1 / 5
70x170(60x150)