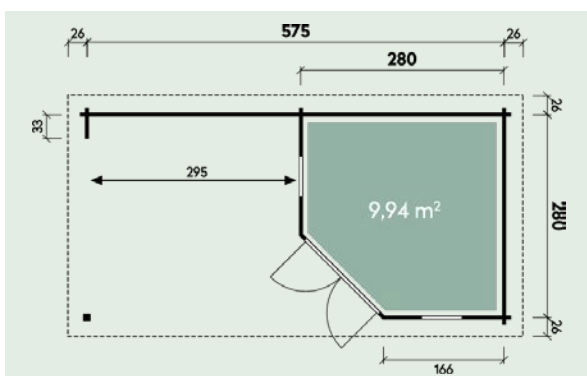


# Technische Daten

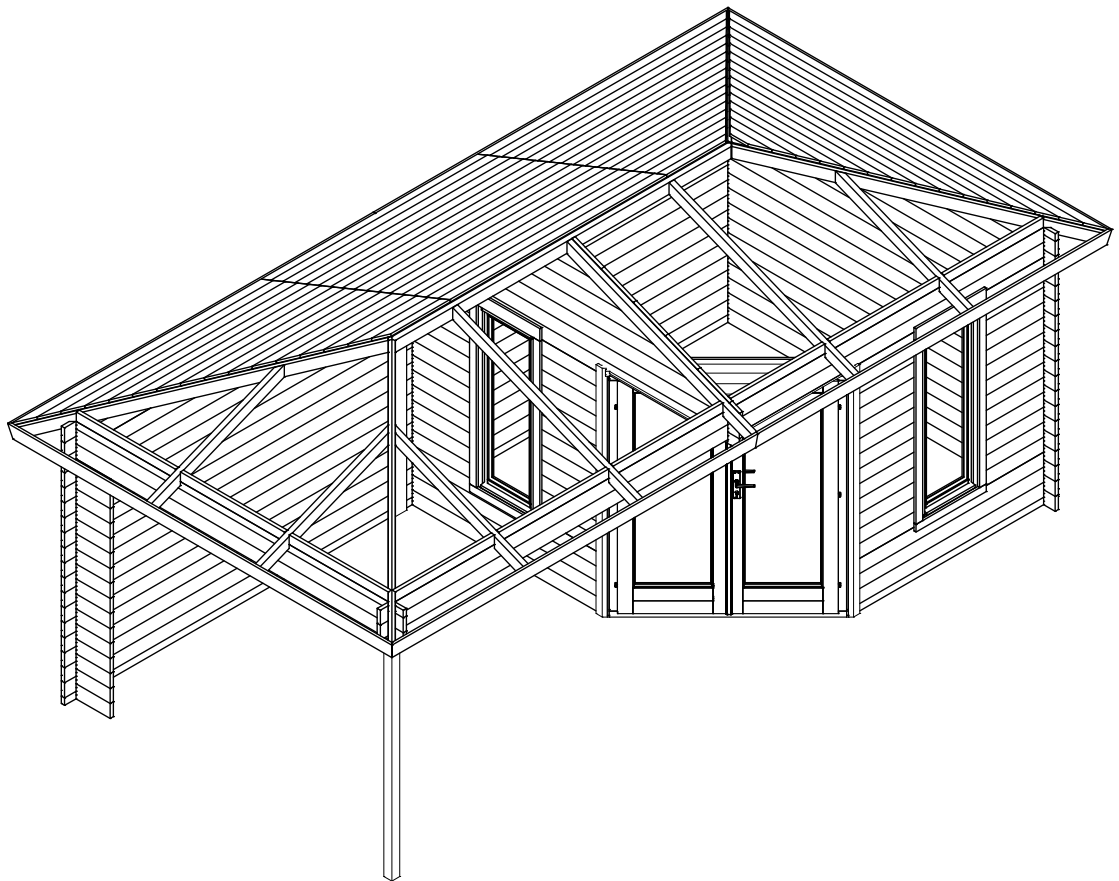


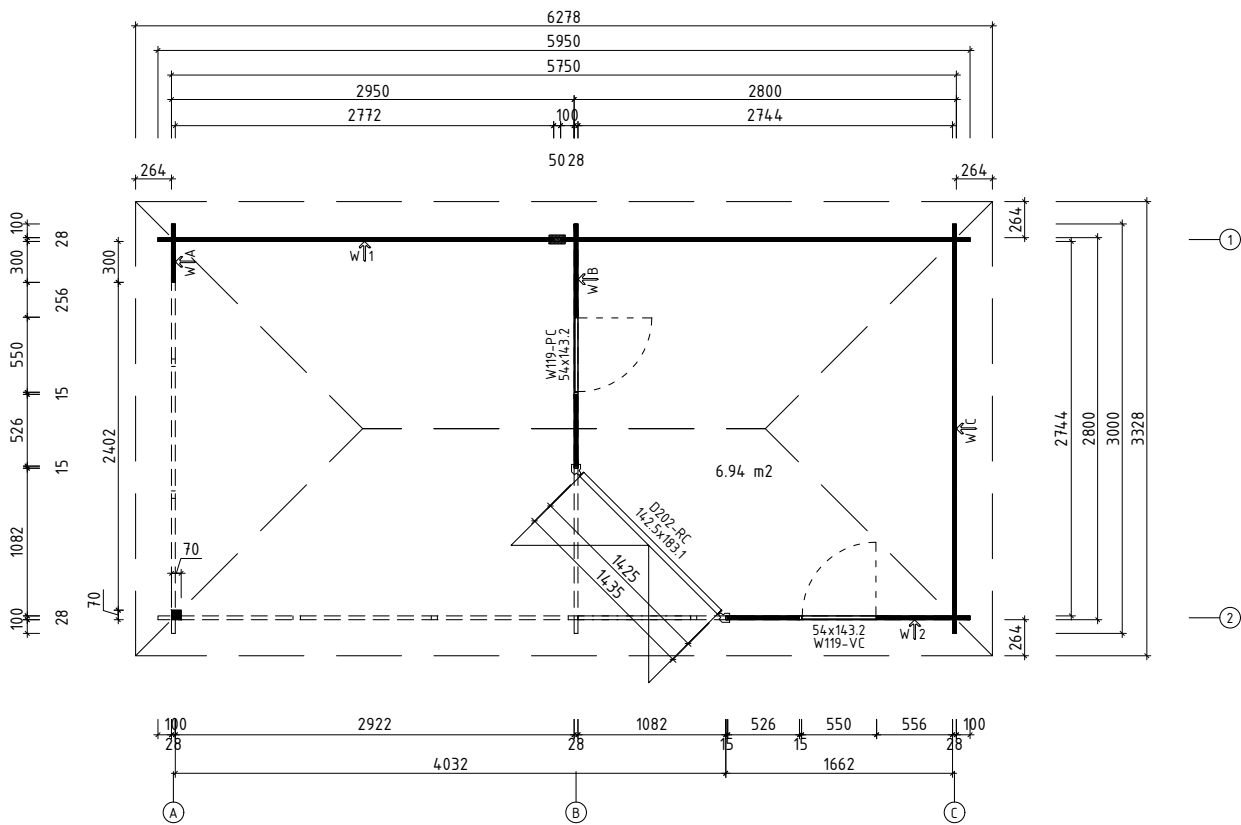
## Artikelnummer:

230 000



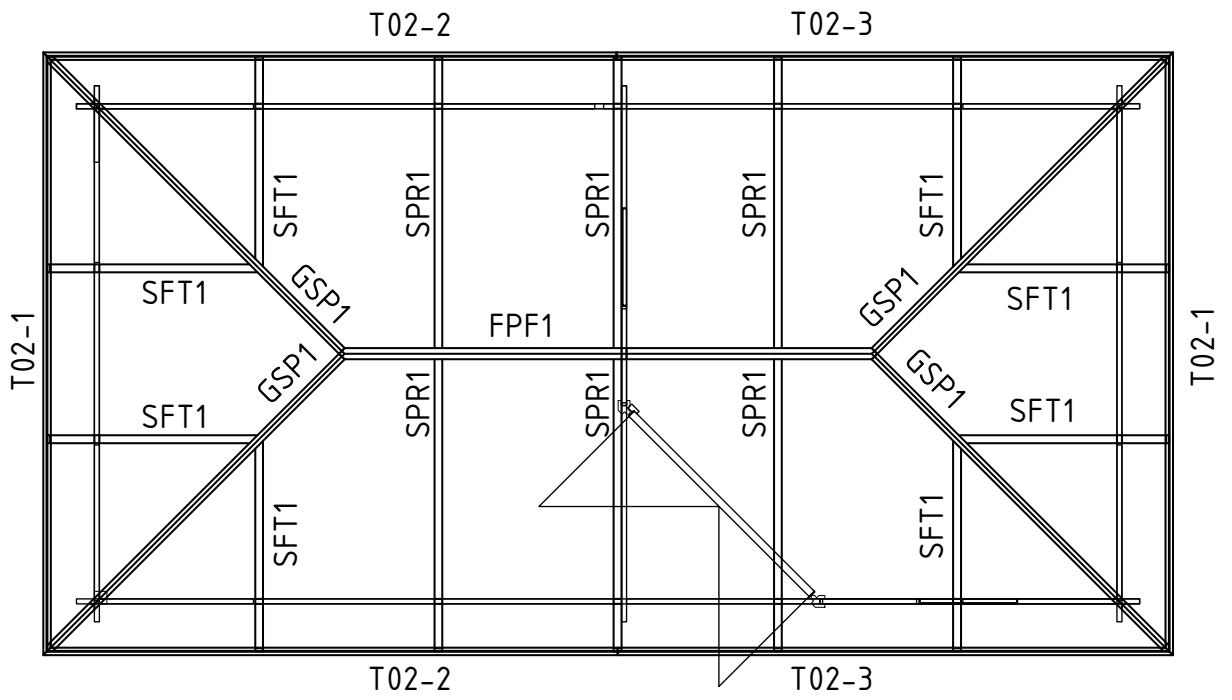
Kontrolliert durch:




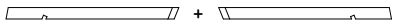
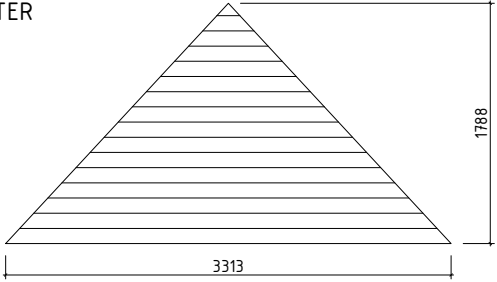
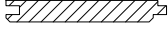
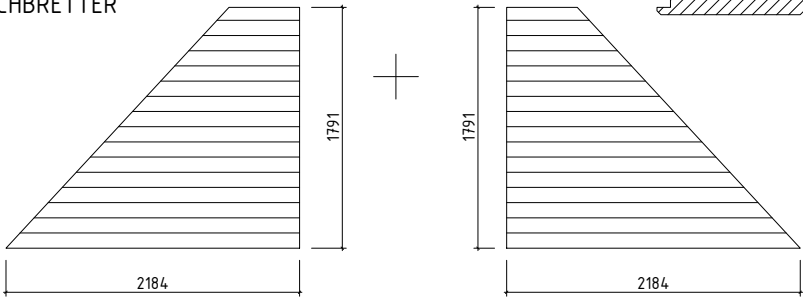
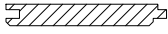
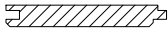

















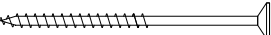










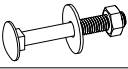
**Q2** – Qualitätsklasse für Fenster und Türen

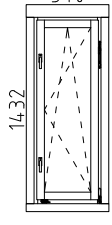
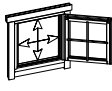


\*Fenster und Türen sind ohne Sprossen



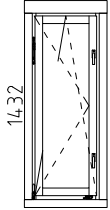
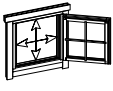


Pos		Stck	Profil (mm)	Länge (mm)
001		2	28x114	5950
002		2	28x114	5950
004		36	28x114	3000
005		1	28x57	3000
006		2	28x57	3000
007		1	28x114	3000
008		1	28x114	3000
009		16	28x114	2900
010		1	28x57	2900
013		6	28x114	1790
014		1	28x57	1790
015		1	28x114	1790
018		6	28x73	959
019		2	28x73	912
020		4+4	28x73	869
021		2	28x73	825
022		25	28x114	684
024		25	28x114	526
025		16	28x114	428
WB-1		1		
LE2		2	15x28	1472
LE1		2	15x28	1358
SPR1		6	44x85	1778
FPF1		1	62x105	3012


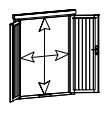
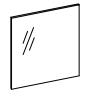













Pos		Stck	Profil (mm)	Länge (mm)
GSP1	 <p>GRATSPARREN</p>	4	44x94	2425
SFT1	 <p>SCHIFTER</p>	4+4	44x85	1286
	<p>DACHBRETTER</p>  	2	113x16	
	<p>DACHBRETTER</p>  	2+2	113x16	
	<p>DACHBRETTER</p> 	32+1	113x16	1900
T02-1	<p>TRAUFBRETTER 18x120</p>  	2	18x120	3425
T02-2	<p>TRAUFBRETTER 18x120</p>  	2	18x120	3265
T02-3	<p>TRAUFBRETTER 18x120</p>  	2	18x120	3160
A28-1	<p>ADAPTER 28</p> <p>Obere seite</p>   	1	120x64	1995
TP70-1	<p>STÜTZPFOSTEN 70x70</p>  	1	70x70	1881
SM-1	<p>Sturmleisten</p> 	4	18x40	1995
SH	<p>Schlaghölzer</p> 	3		
NG2 550	<p>NÄGEL 2.5x50 Dachbretter</p> 	816		
SR3 545	<p>SCHRAUBEN 3.5x45 Leiste LE1, LE2</p> 	50		
SR3 545	<p>SCHRAUBEN 3.5x45 Traufbretter</p> 	48		
SR4 060	<p>SCHRAUBEN 4.0x60 Stützpfoste</p> 	2		
SR5 0100	<p>SCHRAUBEN 5.0x100 Gratsparren zum Wand</p> 	4		

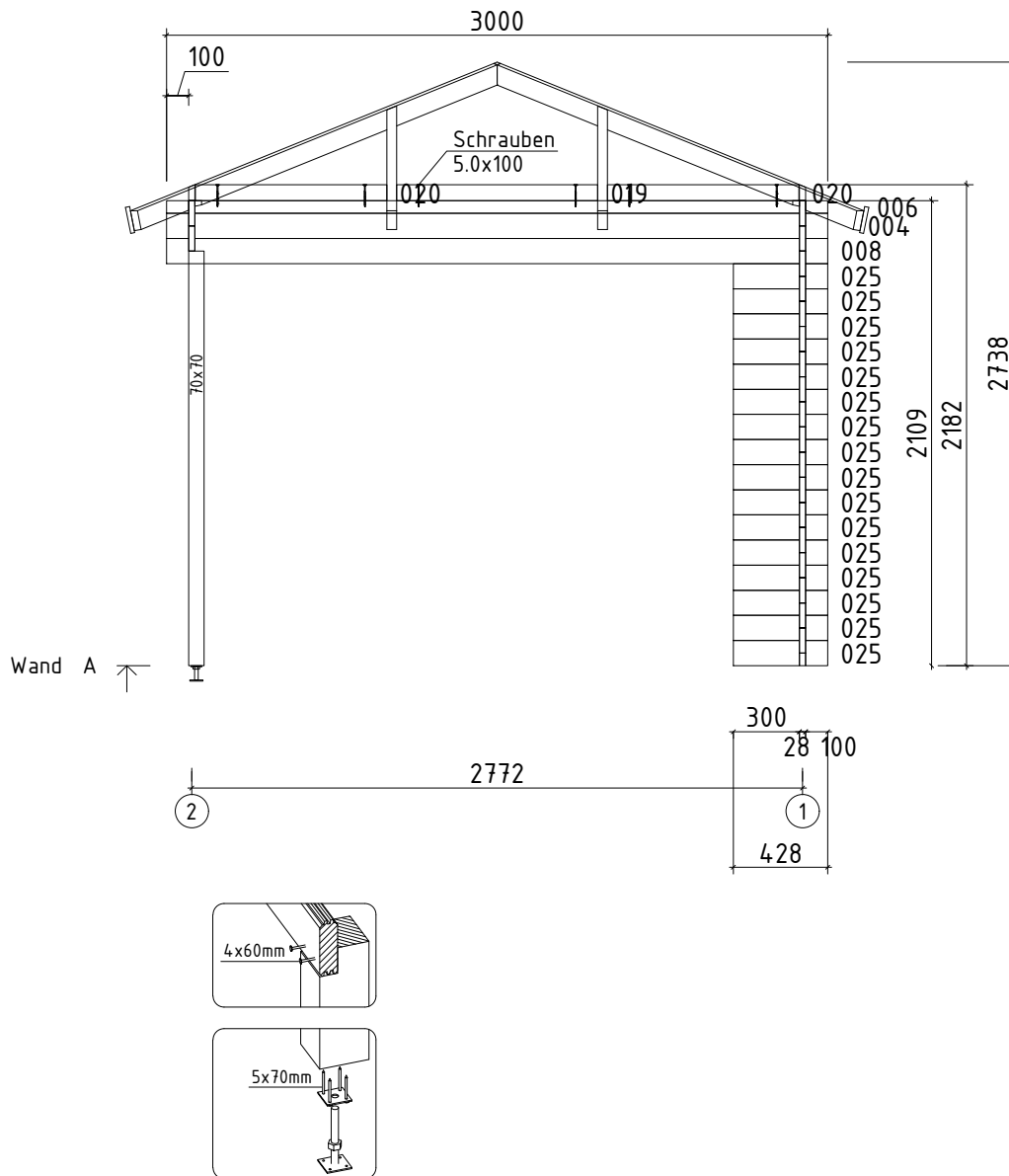
Pos		Stck.	Profil (mm)	Länge (mm)
SR5 0100	SCHRAUBEN 5.0x100 Pos 013, 014 1.Bohlenreihe neben die Tür	 4		
SR5 0100	SCHRAUBEN 5.0x100 Pos 007,018,019,020,021	 38		
SR5 0100	SCHRAUBEN 5.0x100 Schifter zum Wand	 8		
SR5 0100	SCHRAUBEN 5.0x100 Sparren zum Wand	 6		
SR5 070	SCHRAUBEN 5.0x70 Gratsparren und Schifter zueinander	 8		
SR5 070	SCHRAUBEN 5.0x70 Gratsparren_Sparren und Firstpfette zueinander	 10		
SR507 0-002	SCHRAUBEN 5.0x70 Verstellbare pfostenstütze	 4		
VP1	Verstellbare Pfostenstütze M10	 1		
SS013	Schloßschrauben M8x60 Mutter M8 U-Scheibe Ø25 - Befestigung für Sturmleisten	 12		
	✓ - bitte selber anpassen (falls nötig)!			

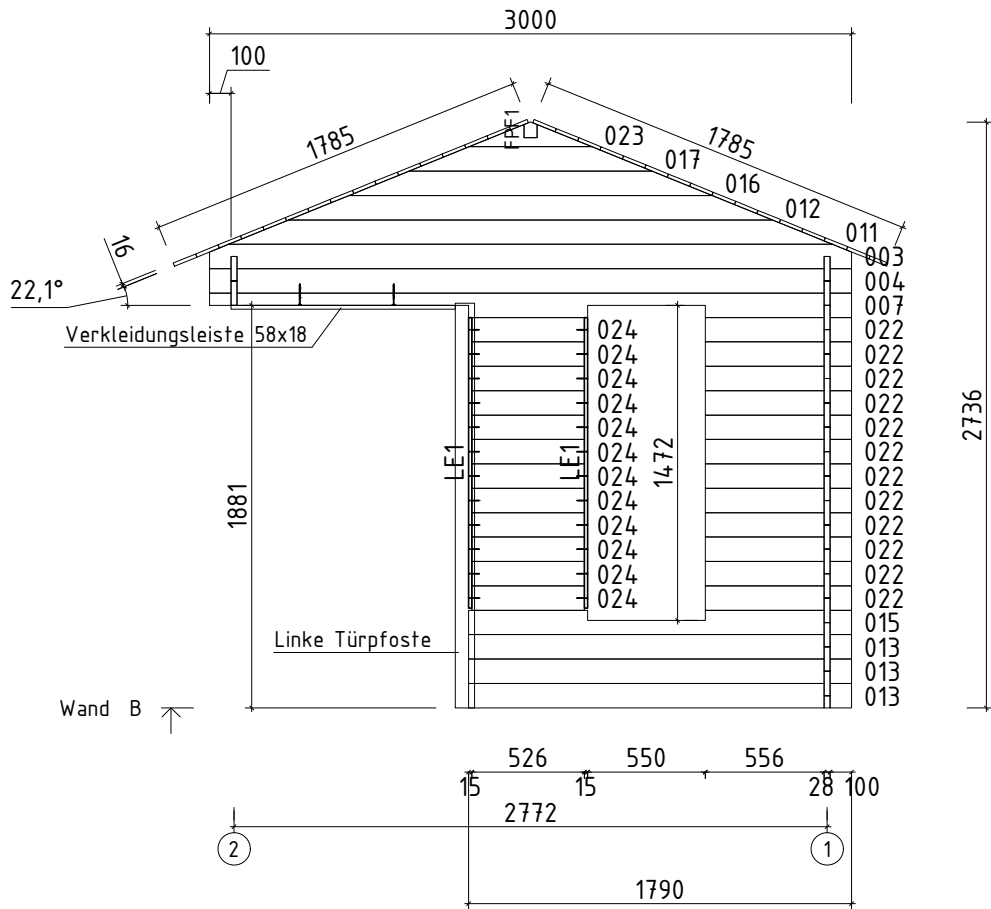
Pos		Stck	Profil (mm)	Länge (mm)
	<p>FENSTER 540x1432 W2-S28P-0XC-05401432</p> <p>Q2 W119-PC 540</p>  <div style="border: 1px solid black; padding: 5px; width: fit-content;">                 Right handed/ DIN rechts paremakäeline             </div> <div style="border: 1px solid black; padding: 5px; width: fit-content;">                 Clear opening/ durchgangsmaß/ ava suurus  426×1309mm             </div> <div style="border: 1px solid black; padding: 5px; width: fit-content;">                 Clear float glass klares Floatglas kirgas klaas  369×1251mm             </div>	1		
AL-Q 2-Q3	Q2-Q3 Window handle - Fenstergriff - Aknalink		2	

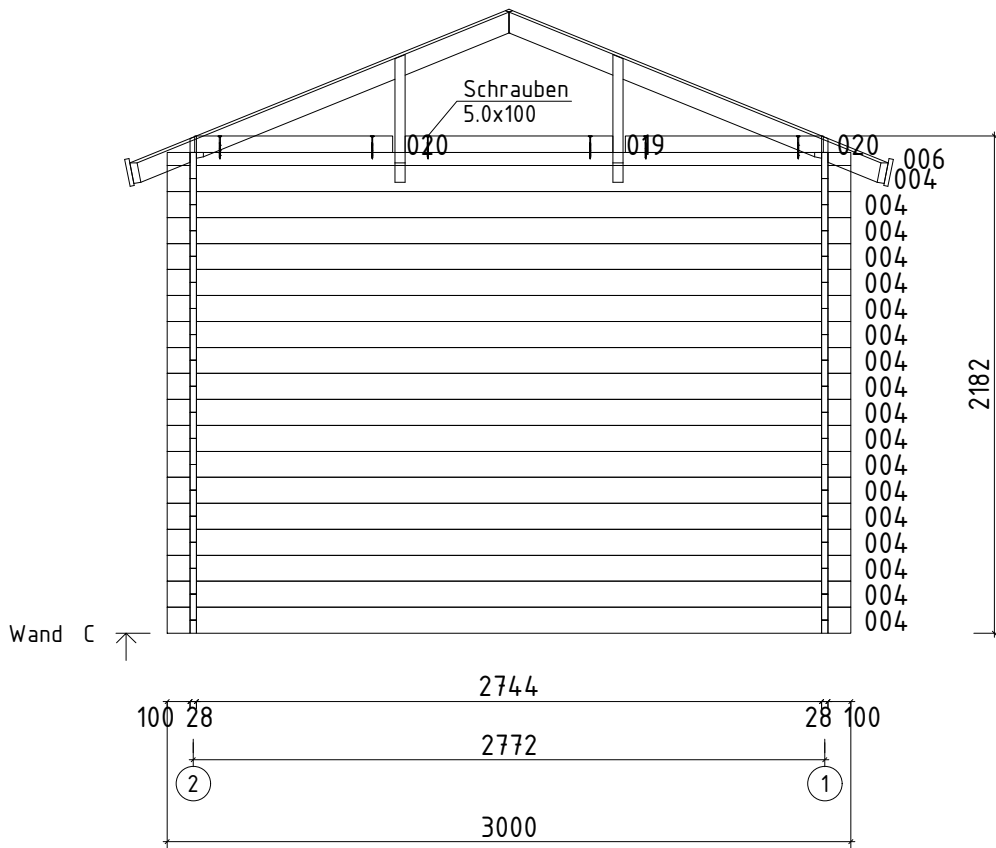


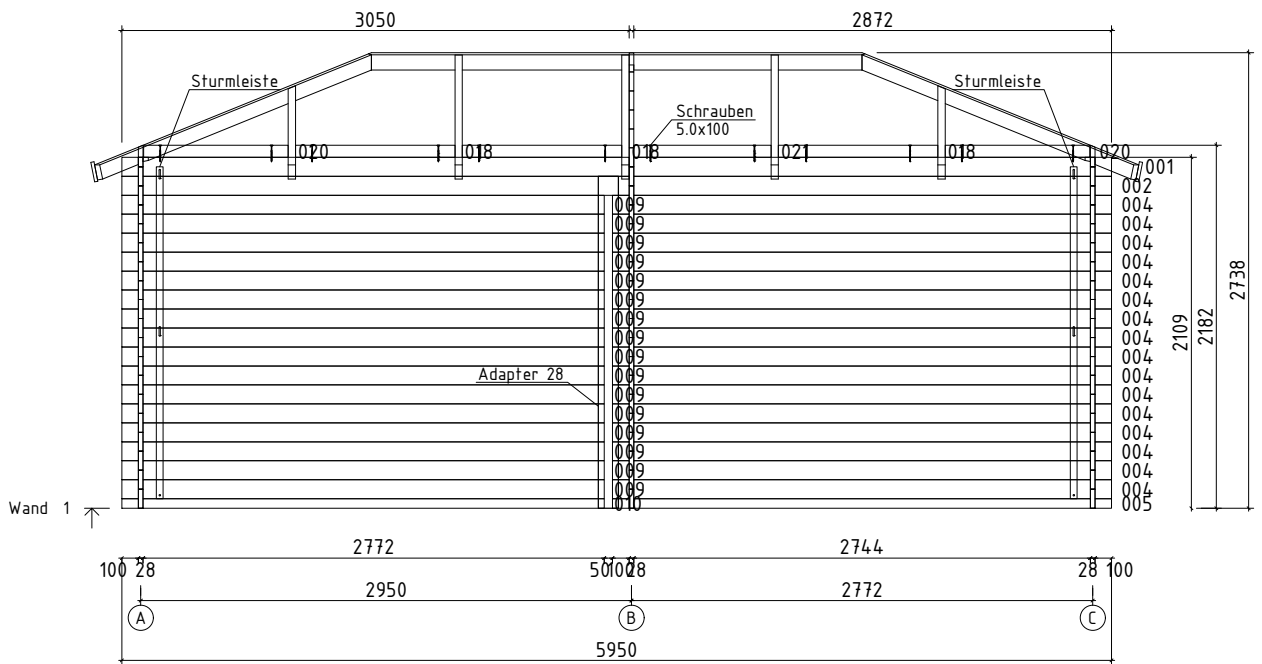
Pos		Stck	Profil (mm)	Länge (mm)
	<p>FENSTER 540x1432 W2-S28V-0XC-05401432</p> <p>Q2 W119-VC</p>  <p>Left handed/ DIN links vasakukäeline</p> <p>Clear opening/ durchgangsmaß/ ava suurus 426×1309mm</p>  <p>Clear float glass klares Floatglas kirgas klaas 369×1251mm</p> 	1		
AL-Q 2-Q3	<p>Q2-Q3 Window handle - Fenstergriff - Aknalink</p> 	2		

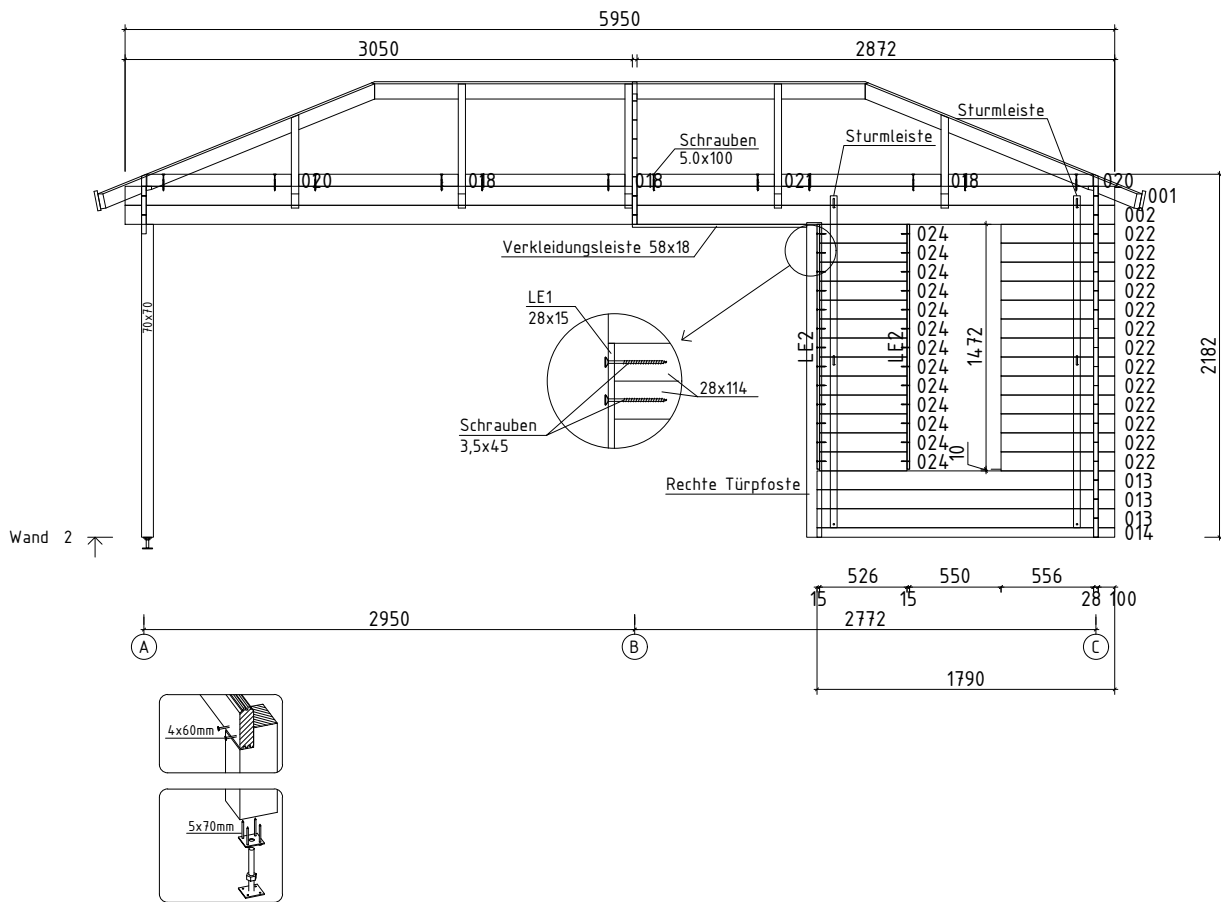
Pos		Stck	Profil (mm)	Länge (mm)
	<p style="text-align: center;"><b>TÜR 1425x1831</b> <b>D2-M28R-0XC-14251831</b></p> <p><b>Q2 D202-RC</b></p>  <div style="display: flex; justify-content: space-between;"> <div style="border: 1px solid black; border-radius: 10px; padding: 5px; width: 150px;">                 Right handed / DIN rechts / paremakäeline             </div> <div style="border: 1px solid black; border-radius: 10px; padding: 5px; width: 100px;">                 Clear opening/ durchgangsmaß/ ava suurus 1337x1743mm                  </div> </div> <div style="display: flex; justify-content: space-between; margin-top: 10px;"> <div style="border: 1px solid black; border-radius: 10px; padding: 5px; width: 150px;">                 Clear float glass klares Floatglas kingas klaas 492x1475mm                  </div> </div>	1		
DzT40-01-1	CD- cover strip for door - ET- Deckbrett zum Tür - NU- Katteliist ukse kohale 40 	1	18x40	1585
P7L-01-1	CD- left hand doorpost - ET- linke Türpfoste - NU- vasak uksepost 28 	1	67x77	1891
P7R-01-1	CD- right hand doorpost - ET- rechte Türpfoste - NU- parem uksepost 28 	1	67x77	1891
VK1-01-1	CD- trim strips for canopy element - ET- 45° Verkleidungsleisten für Vordachelement - NU- Katteliistud varikatusele 58  ✓	2	58x18	1110
SR25-15-01	2.5x15 Locking plate - Schließblech - Riivi vastus 01 Q2-Q3 	2		
SR35-45-05	3.5x45 Canopy element - Vordachelement - Varikatus 	6		
SR35-45-03	3.5x45 Cover strip - Deckbrett - Katteliist ukse kohale 	3		
SR35-45-04	3.5x45 Trim strips - Verkleidungsleiste - Katteliist varikatusele 	6		
SR50-90-01	5.0x90 Door frames - Türrahmen - Ukselengid 	8		
VE1-01	CD- canopy element - ET- Vordachelement - NU- Varikatus uksele 1435x745 	1		
RV01	Locking plate - Schließblech - Riivi vastus 01 Q2-Q3 	1		
UL-Q2-Q3	Q2-Q3 Door handle - Türgriff - Ukselink 	1		
LS-Q4	Q4 Cylinder lock - Zylinderschloss - Lukusüdamik 	1		



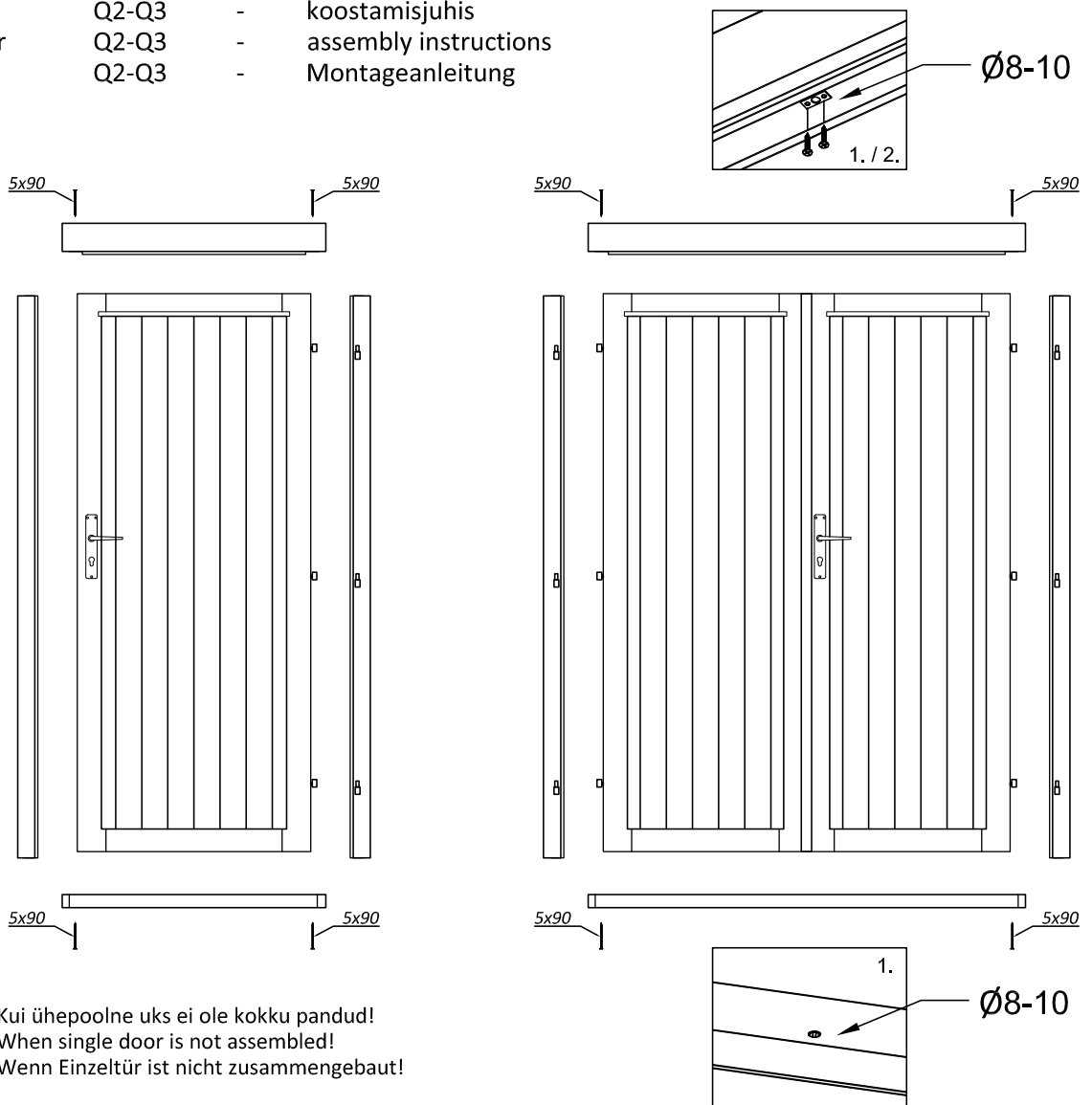




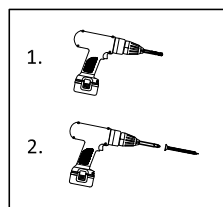




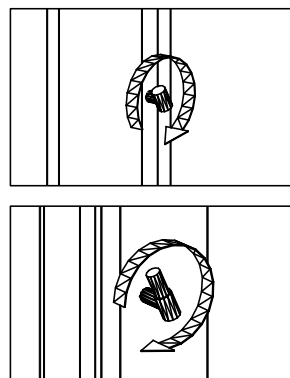
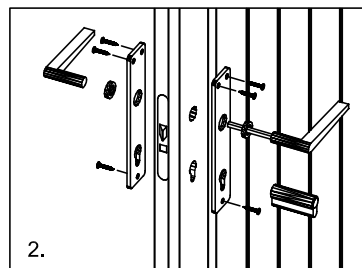
Uks Q2-Q3 - koostamisjuhhis  
 Door Q2-Q3 - assembly instructions  
 Tür Q2-Q3 - Montageanleitung



\*Kui ühepoolne uks ei ole kokku pandud!  
 \*When single door is not assembled!  
 \*Wenn Einzeltür ist nicht zusammengebaut!

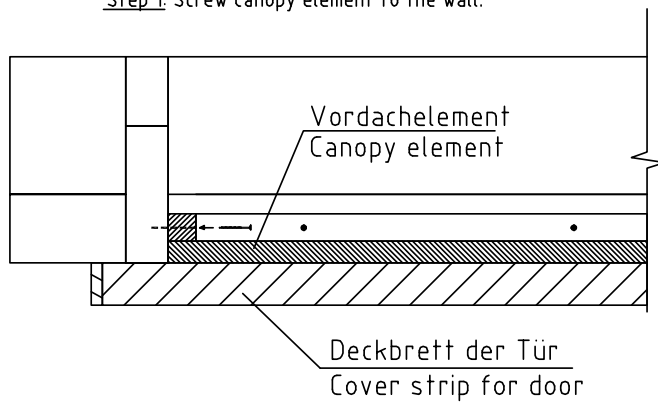


\*Kui hinged ei ole paigaldatud!  
 \*When hinges are not attached!  
 \*Wenn Scharniere sind nicht angebracht!



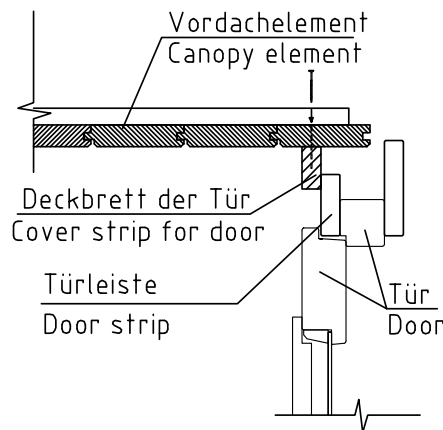


Step 1: Dachelement an den Wänden verschrauben.  
Step 1: Screw canopy element to the wall.



Step 2: Das Deckbrett muss von oben (durch das VD-Element) an das Dachelement verschraubt werden.

Step 2: Fasten cover strip to the canopy element.



Step 3: Die Verkleidungsleisten in die richtige Länge schneiden und unter das VD-Element befestigen.

Step 3: Cut trim strips to size and fasten under the canopy element.

