

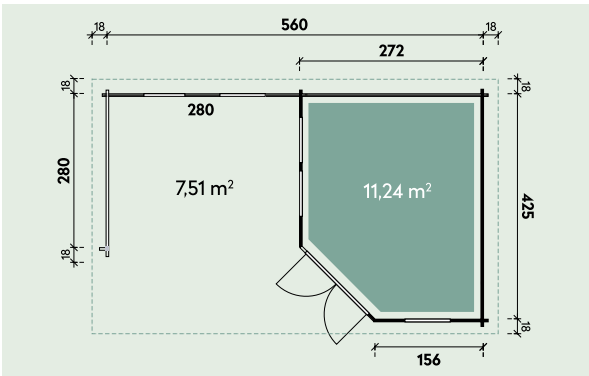
Technische Daten



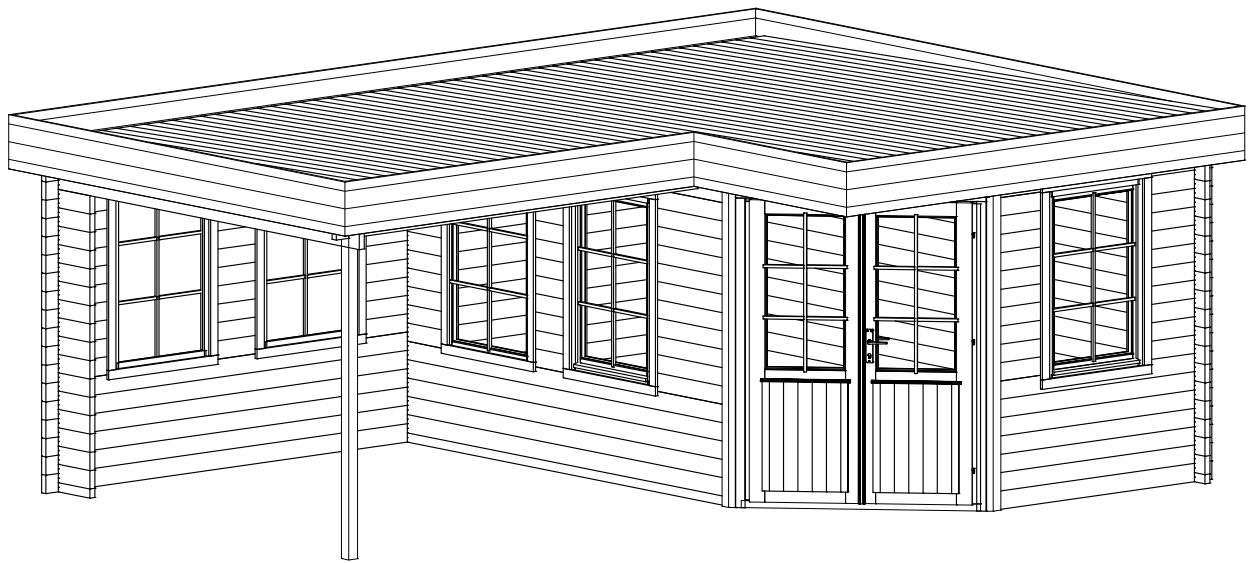
Spiegelverkehrte Montage möglich.

Artikelnummer:

537 220

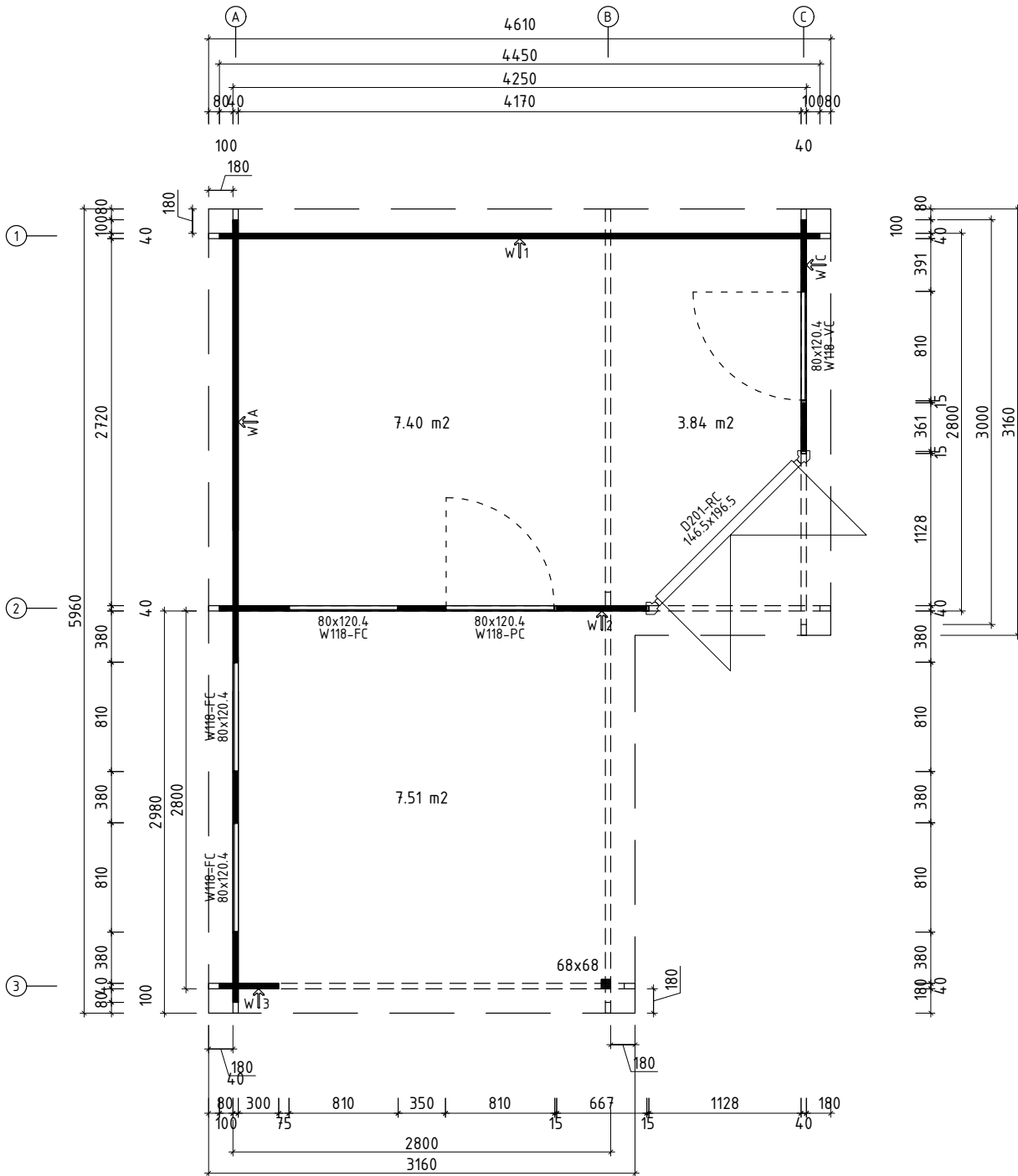


Kontrolliert durch:



Das Haus lässt sich auch spiegeverkehrt aufbauen.

H = 1.500 m
TOTAL: 18.74 m²




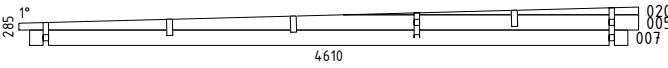
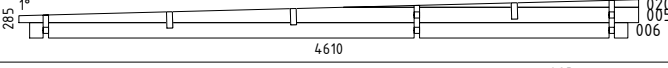
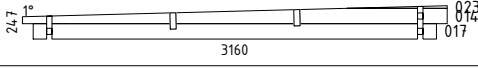


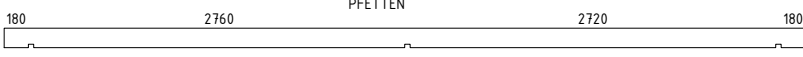
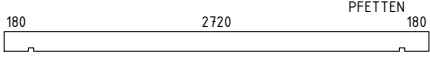
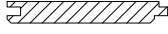
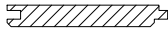


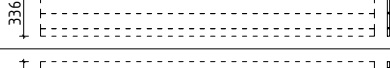
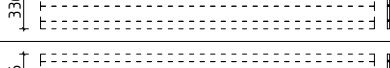

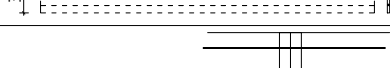
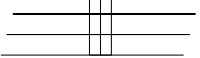
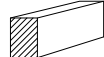
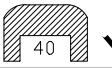




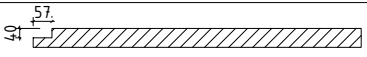

* Fenster und Türen sind mit Sprossen

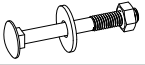
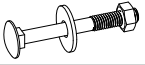










Q3 - Qualitätsklasse für Fenster und Türen












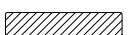











| Pos | | Stck | Profil (mm) | Länge (mm) |
|---------|--|------|-------------|------------|
| 001 | | 1 | 40x114 | 3000 |
| 002 | | 17 | 40x114 | 3000 |
| 003 | | 1 | 40x57 | 3000 |
| 004 | | 1 | 40x57 | 3000 |
| 006 | | 32 | 40x114 | 2500 |
| 009 | | 2 | 40x57 | 783 |
| 010 | | 32 | 40x114 | 783 |
| W1-1 | | 1 | | |
| W2-1 | | 1 | | |
| PF1 | | 2 | 40x120 | 3000 |
| | DACHBRETTER | 27+1 | 113x16 | 2708 |
| G02-1 | GIEBELBRETTER 18x120 | 2 | 18x120 | 2726 |
| G05-1 | GIEBELDECKLEISTEN 18x40 | 2 | 18x40 | 2708 |
| T02-1 | TRAUFBRETTER 18x120 | 1 | 18x120 | 3036 |
| T01-1 | TRAUFBRETTER 18x95 | 1 | 18x95 | 3000 |
| T04-1 | TRAUFENDECKLEISTEN 18x40 | 1 | 18x40 | 3036 |
| T06-1 | TRAUFENLEISTEN 18x40 | ✓ | 18x40 | 6,0 lfdm |
| SM-1 | Sturmleisten | 2 | 18x40 | 1824 |
| SM-2 | Sturmleisten | 2 | 18x40 | 1984 |
| SH | Schlaghölzer | 3 | | |
| SS024 | Schloßschrauben M8x70 Mutter M8 U-Scheibe Ø25 - Befestigung für Sturmleisten | 12 | | |
| NG2 550 | NÄGEL 2.5x50 Dachbretter | 216 | | |
| SR3 030 | SCHRAUBEN 3.0x30 Giebeldeckleisten | 12 | | |
| SR3 030 | SCHRAUBEN 3.0x30 Traufendeckleisten | 6 | | |
| SR3 030 | SCHRAUBEN 3.0x30 Traufenleisten | 12 | | |


| Pos | | Stck. | Profil (mm) | Länge (mm) |
|------------|--|-------|----------------|---------------|
| SR3 545 | SCHRAUBEN 3.5x45 Giebelbretter  | 12 | | |
| SR3 545 | SCHRAUBEN 3.5x45 Traufenbretter  | 12 | | |
| | | | | |
| | | | | |
| | | | | |
| | | | | |
| | | | | |
| | | | | |
| | | | | |
| | | | | |
| | | | | |
| | | | | |
| | | | | |
| | | | | |
| | | | | |
| | | | | |
| | | | | |
| | | | | |
| | | | | |
| | | | | |
| | | | | |
| | | | | |
| | | | | |
| | | | | |
| | | | | |
| | | | | |
| | | | | |
| | | | | |
| | | | | |
| | | | | |
| | ✓- bitte selber anpassen (falls nötig)! | | | |
| | | | | |

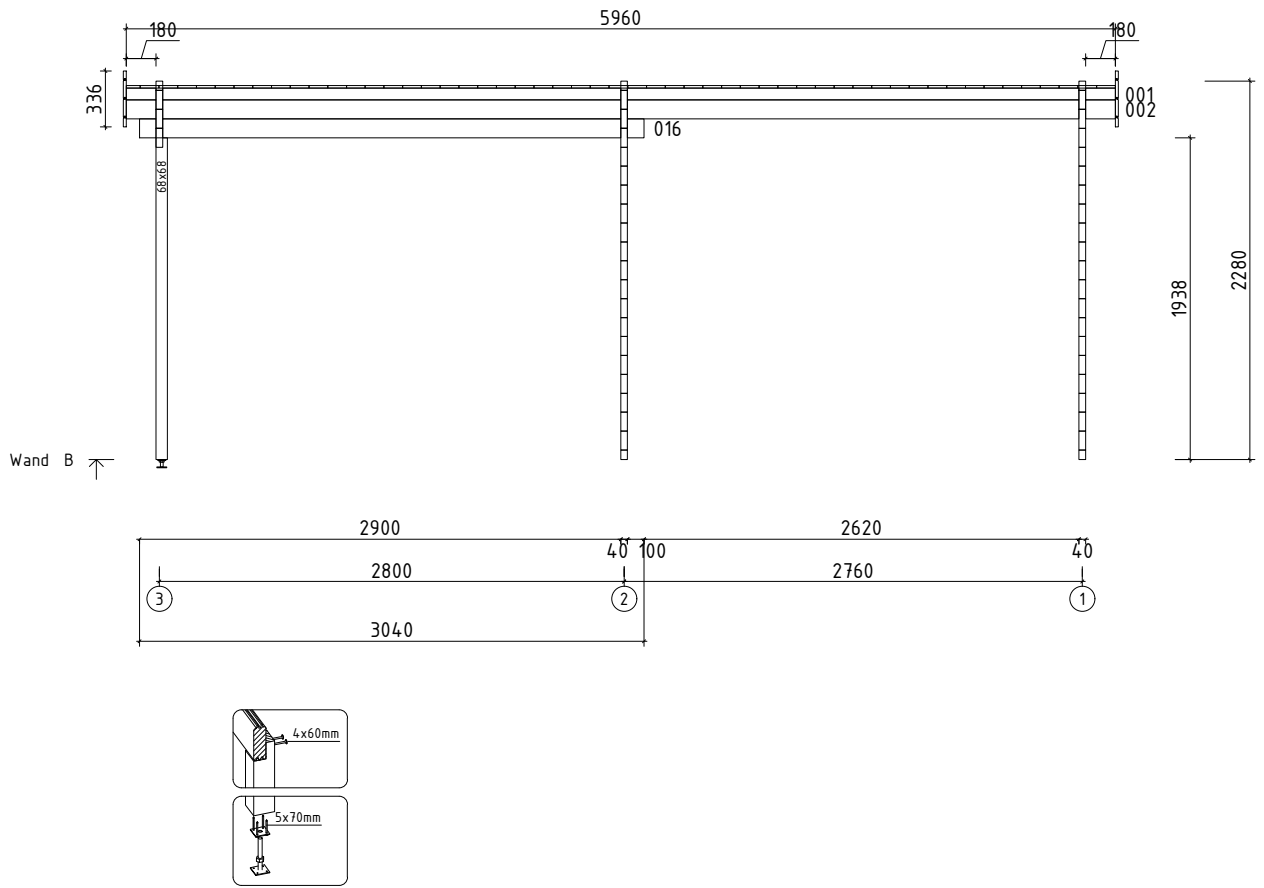
| Pos | | Stck | Profil (mm) | Länge (mm) |
|-----|--|------|-------------|------------|
| 001 | | 1 | 40x72 | 5960 |
| 002 | | 1 | 40x114 | 5960 |
| 003 | | 1 | 40x114 | 5960 |
| 004 | | 7 | 40x114 | 5800 |
| 008 | | 17 | 40x114 | 4450 |
| 009 | | 1 | 40x57 | 4450 |
| 010 | | 11 | 40x114 | 3280 |
| 011 | | 1 | 40x114 | 3182 |
| 012 | | 5 | 40x114 | 3182 |
| 013 | | 1 | 40x57 | 3182 |
| 015 | | 1 | 40x109 | 3160 |
| 016 | | 1 | 40x114 | 3040 |
| 017 | | 1 | 40x114 | 3000 |
| 018 | | 1 | 40x114 | 3000 |
| 019 | | 1 | 40x114 | 3000 |
| 021 | | 1 | 40x114 | 1732 |
| 022 | | 6 | 40x114 | 1732 |
| 024 | | 11 | 40x114 | 667 |
| 025 | | 10 | 40x114 | 531 |
| 026 | | 11 | 40x114 | 520 |
| 027 | | 11 | 40x114 | 515 |
| 028 | | 16 | 40x114 | 440 |
| 029 | | 1 | 40x57 | 440 |
| 030 | | 11 | 40x114 | 380 |
| 031 | | 10 | 40x114 | 361 |

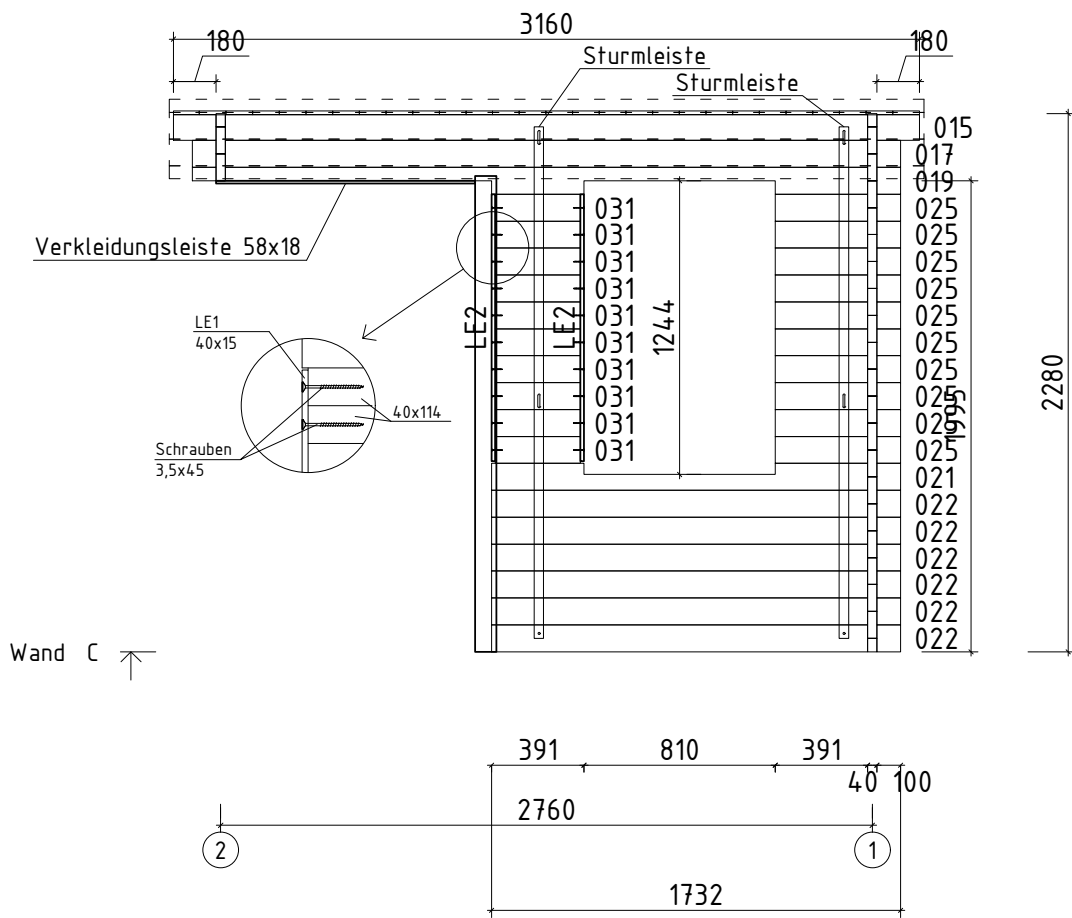
| Pos | | Stck | Profil (mm) | Länge (mm) |
|--------|---|--------|-------------|--------------|
| 032 |  | 11 | 40x114 | 350 |
| W1-1 |  | 1 | | |
| W2-1 |  | 1 | | |
| W3-1 |  | 1 | | |
| LE1 | LEISTE  | 2 | 15x40 | 1244 |
| LE2 | LEISTE  | 2 | 15x40 | 1130 |
| PF1 | PFETTEN  | 2 | 44x145 | 5960 |
| PF2 | PFETTEN  | 1 | 44x145 | 3160 |
| | DACHBRETTER  | 28+1 | 113x16 | 4532 |
| | DACHBRETTER  | 25 | 113x16 | 3081 |
| BL-1 | DACHBLENDEN 336mm  | 1 | 18x336 | 1450 |
| BL-2 | DACHBLENDEN 336mm  | 1 | 18x336 | 2800 |
| BL-3 | DACHBLENDEN 336mm  | 1 | 18x336 | 3160 |
| BL-4 | DACHBLENDEN 336mm  | 1 | 18x336 | 3196 |
| BL-5 | DACHBLENDEN 336mm  | 1 | 18x336 | 4610 |
| BL-6 | DACHBLENDEN 336mm  | 1 1 | 18x336 | 3196 2800 |
| VL-1 | DACHBLENDEN- Verbindungsleisten  | 1 | 18x120 | 336 |
| BS-1 | DACHBLENDEN- Blendenstützen 44x65  | 12 | 44x65 | 180 |
| UPB-1 | DACHBLENDEN- U-Profil für Blenden  | ✓ | 65x44 | 22,0 lfdm |
| DPL-1 | DACHPAPPENLEISTEN 15x28  | ✓ | 15x28 | 16,0 lfdm |
| T06-1 | TRAUFENLEISTEN 18x40  | ✓ | 18x40 | 12,0 lfdm |
| SM-1 | Sturmleisten  | 2 | 18x40 | 2052 |
| SM-2 | Sturmleisten  | 2 | 18x40 | 2166 |
| TP68-1 | STÜTZPFOSTEN 68x68  | ✓ | 68x68 | 1938 |
| SH | Schlaghölzer  | 3 | | |


| Pos | |  | Stck | Profil (mm) | Länge (mm) |
|----------------|--|---|------|-------------|------------|
| SS024 | Schloßschrauben M8x70 Mutter M8 U-Scheibe Ø25 - Befestigung für Sturmleisten |  | 12 | | |
| NG2 550 | NÄGEL 2.5x50 Dachbretter |  | 583 | | |
| SR3 030 | SCHRAUBEN 3.0x30 Dachpappeleisten |  | 32 | | |
| SR3 030 | SCHRAUBEN 3.0x30 Traufenleisten |  | 24 | | |
| SR3 545 | SCHRAUBEN 3.5x45 Leiste LE1, LE2 |  | 42 | | |
| SR3 545 | SCHRAUBEN 3.5x45 U-profil für Blenden |  | 44 | | |
| SR4 060 | SCHRAUBEN 4.0x60 Stützpfoste |  | 2 | | |
| SR5 070 | SCHRAUBEN 5.0x70 Blendenbefestigung |  | 60 | | |
| SR5 070 | SCHRAUBEN 5.0x70 Blendenstützen |  | 24 | | |
| SR507 0-002 | SCHRAUBEN 5.0x70 Verstellbare pfostenstütze |  | 4 | | |
| VP1 | Verstellbare Pfostenstütze M10 |  | 1 | | |
| | | | | | |
| | | | | | |
| | | | | | |
| | | | | | |
| | | | | | |
| | | | | | |
| | | | | | |
| | | | | | |
| | | | | | |
| | | | | | |
| | | | | | |
| | | | | | |
| | ✓ - bitte selber anpassen (falls nötig)! | | | | |
| | | | | | |
| | | | | | |

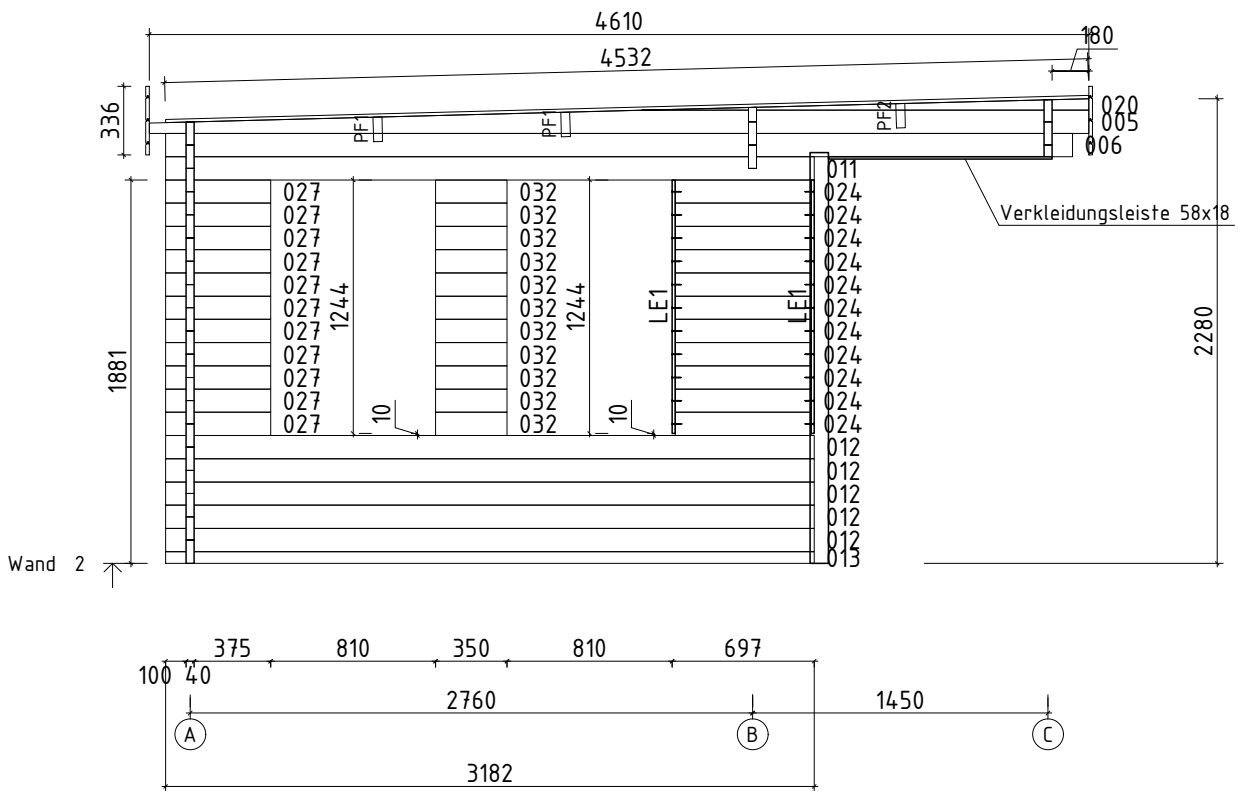
| Pos | | Stck | Profil (mm) | Länge (mm) |
|------------|---|------|-------------|------------|
| | <p style="text-align: center;">TÜR 1465x1965 D3-M4.0R-56C-14651965</p> <p>Q3 D201-RC 1465</p>  <div style="display: flex; justify-content: space-between;"> <div style="border: 1px solid black; padding: 2px;"> Right handed / DIN rechts / paremakäeline </div> <div style="border: 1px solid black; padding: 2px;"> Clear opening/ durchgangsmaß/ ava suurus 1337x1857mm  </div> </div> <div style="display: flex; justify-content: space-between;"> <div style="border: 1px solid black; padding: 2px;"> double-pane clear float glass ISO Glas 2-fach 2x klaaspakett, kirgas klaas </div> <div style="border: 1px solid black; padding: 2px;">  492x950mm </div> </div> | 1 | | |
| DzT40-01-1 | CD- cover strip for door - ET- Deckbrett zum Tür - NU- Katteliist ukse kohale 40  | 1 | 18x40 | 1585 |
| P9L1-01-1 | CD- left hand doorpost - ET- linke Türpfoste - NU- vasak uksepost 40  | 1 | 90x90 | 2005 |
| P9R1-01-1 | CD- right hand doorpost - ET- rechte Türpfoste - NU- paremaksepost 40  | 1 | 90x90 | 2005 |
| VK1-01-1 | CD- trim strips for canopy element - ET- 45° Verkleidungsleisten für Vordachelement - NU- Katteliistud varikatusele 58  ✓ | 2 | 58x18 | 1110 |
| PROSS H1-2 | Q2-Q3-1 Muntins - Sprossen - Prossid horizontal 18x18  | 4 | 18x18 | 517 |
| PROSS V2-2 | Q2-Q3-2 Muntins - Sprossen - Prossid vertical 18x18  | 2 | 18x18 | 975 |
| PL1-1 | Trims - Rahmenleisten - Piirdeliistud 18x40  ✓ | 1 | 18x40 | 1540 |
| PL2-1 | Trims - Rahmenleisten - Piirdeliistud 18x58  ✓ | 4 | 18x58 | 1945 |
| PL3-1 | Trims - Rahmenleisten - Piirdeliistud 18x95  ✓ | 1 | 18x95 | 1540 |
| SR25 15-01 | 2.5x15 Locking plate - Schließblech - Riivi vastus 01 Q2-Q3  | 2 | | |
| SR30 22-01 | 3.0x20ÜP Muntins - Sprossen - Prossid  | 12 | | |
| SR35 45-05 | 3.5x45 Canopy element - Vordachelement - Varikatus  | 6 | | |
| SR35 45-03 | 3.5x45 Cover strip - Deckbrett - Katteliist ukse kohale  | 3 | | |
| SR35 45-04 | 3.5x45 Trim strips - Verkleidungsleiste - Katteliist varikatusele  | 6 | | |
| SR35 45-01 | 3.5x45 Trims - Rahmleisten - Piirdeliistud  | 24 | | |
| SR50 90-01 | 5.0x90 Door frames - Türrahmen - Ukselengid  | 8 | | |
| VE1-01 | CD- canopy element - ET- Vordachelement - NU- Varikatus uksele 1435x745  | 1 | | |
| RV01 | Locking plate - Schließblech - Riivi vastus 01 Q2-Q3  | 1 | | |
| UL-Q 2-Q3 | Q2-Q3 Door handle - Türgriff - Ukselink  | 1 | | |
| LS-Q4 | Q4 Cylinder lock - Zylinderschloss - Lukusüdamik  | 1 | | |

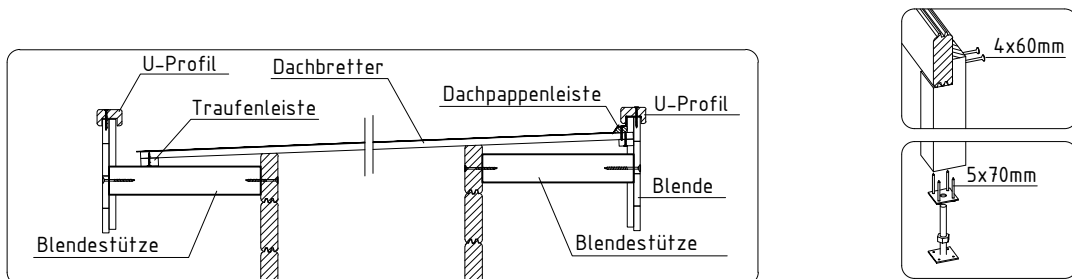
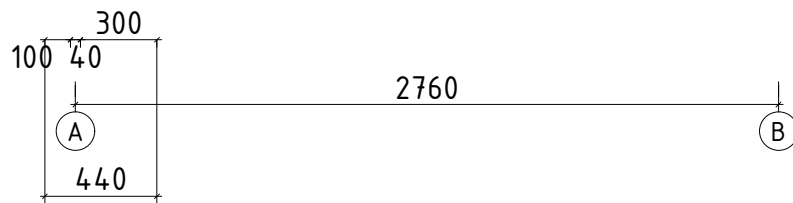
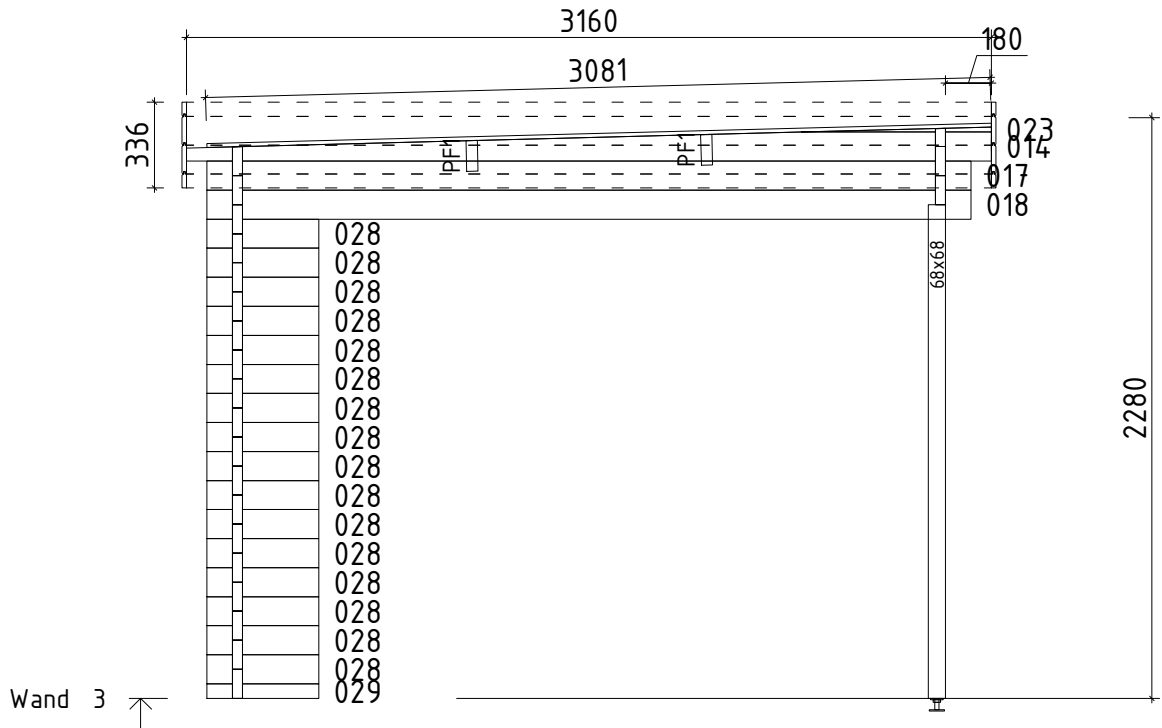


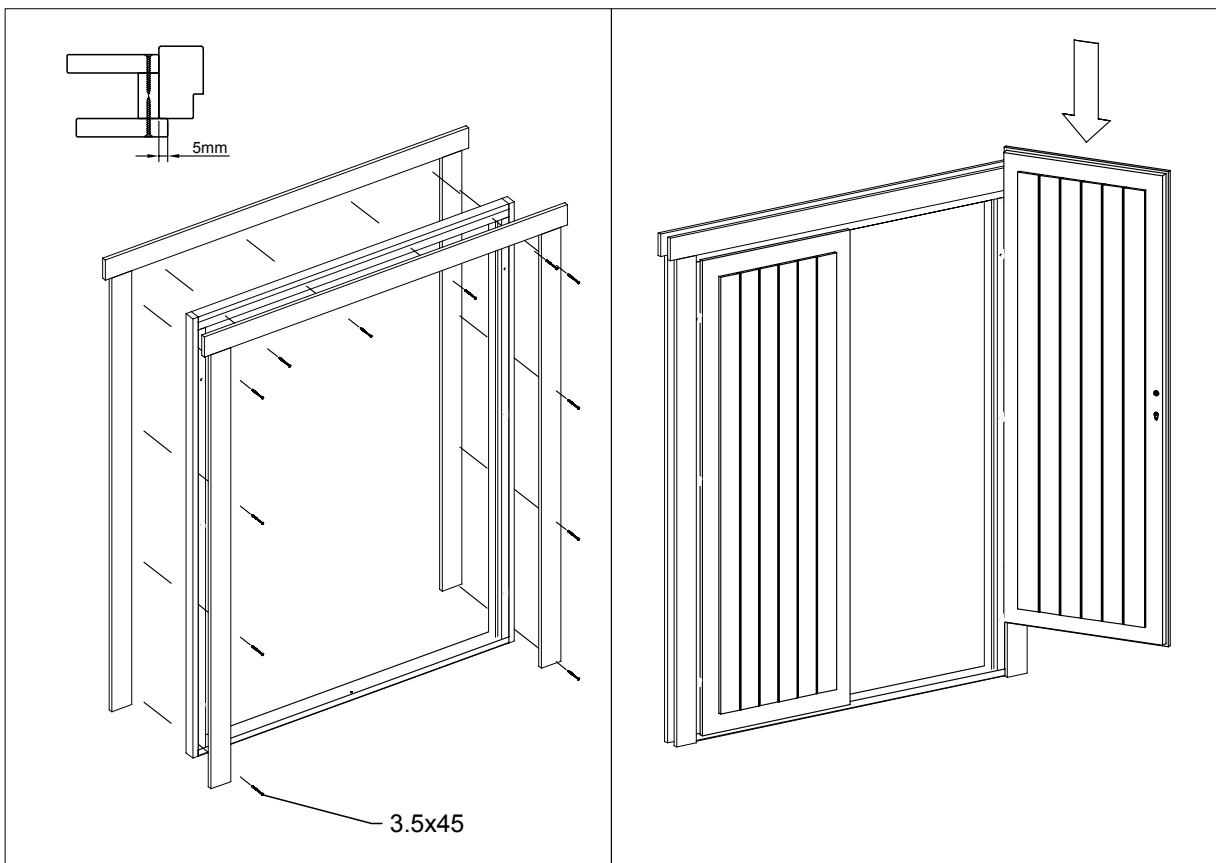
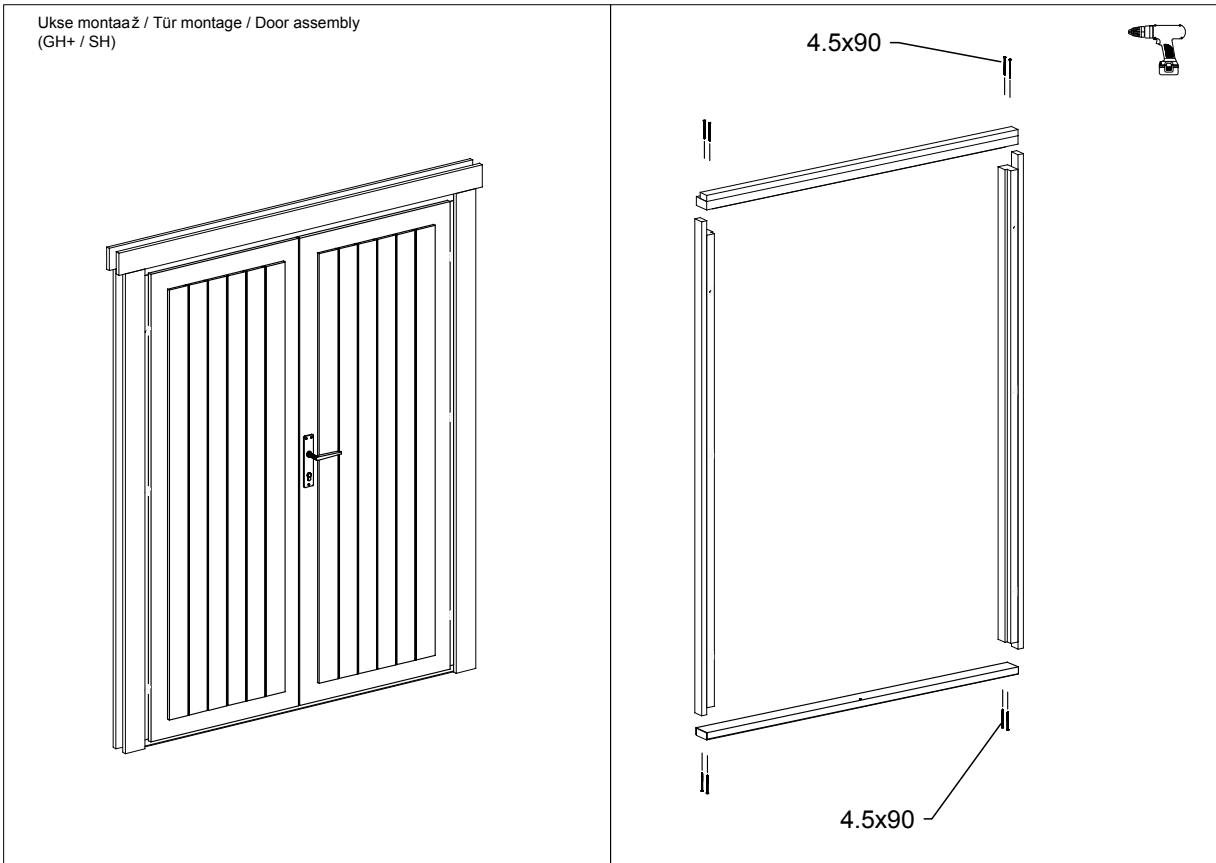


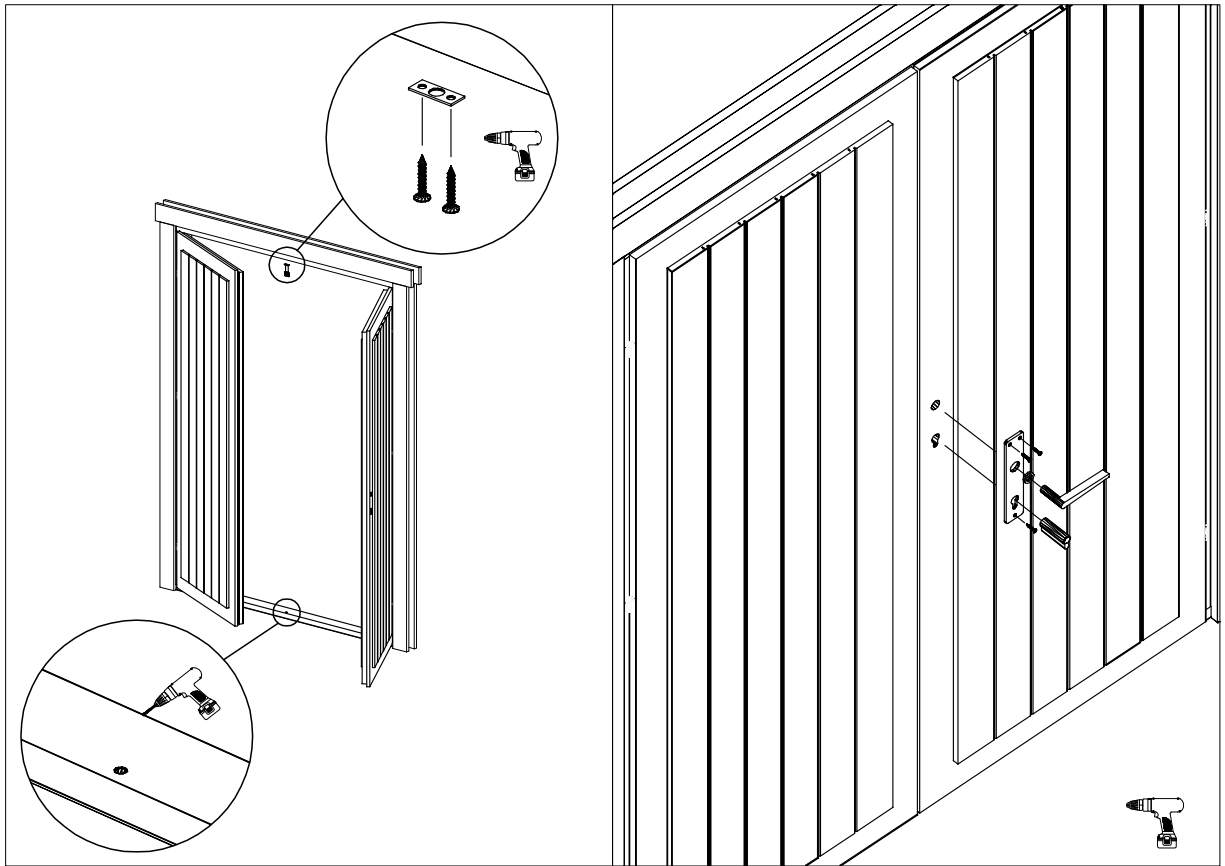




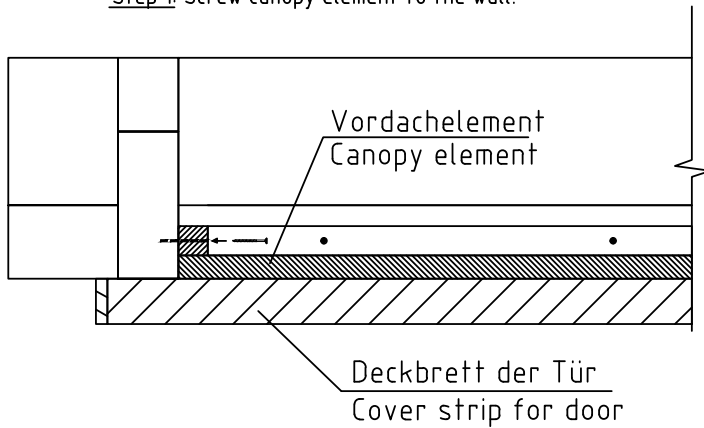




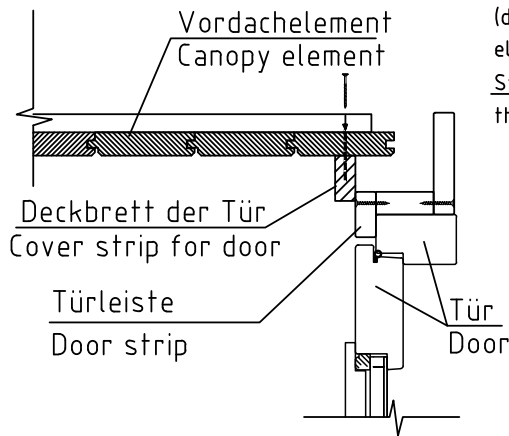




Step 1: Dachelement an den Wänden verschrauben.
Step 1: Screw canopy element to the wall.



Step 2: Das Deckbrett muss von oben (durch das VD-Element) an das Dachelement verschraubt werden.
Step 2: Fasten cover strip to the canopy element.



Step 3: Die Verkleidungsleisten in die richtige Länge schneiden und unter das VD-Element befestigen.
Step 3: Cut trim strips to size and fasten under the canopy element.

