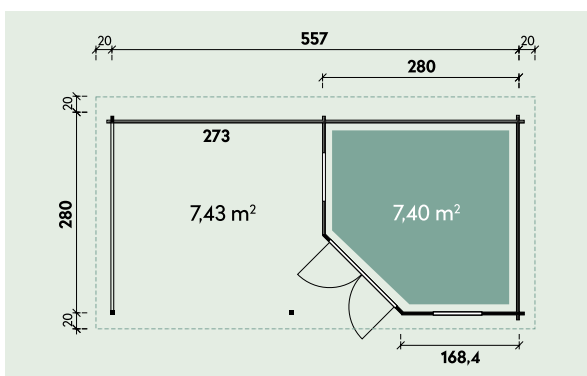


Technische Daten

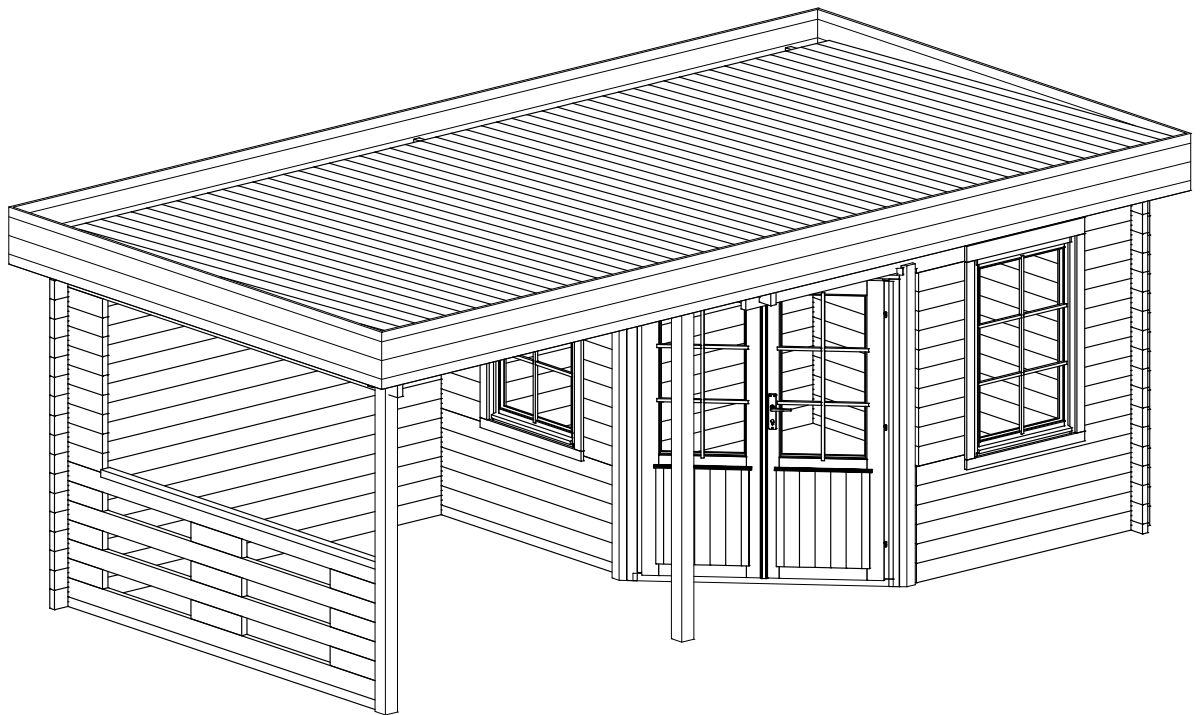


Artikelnummer:

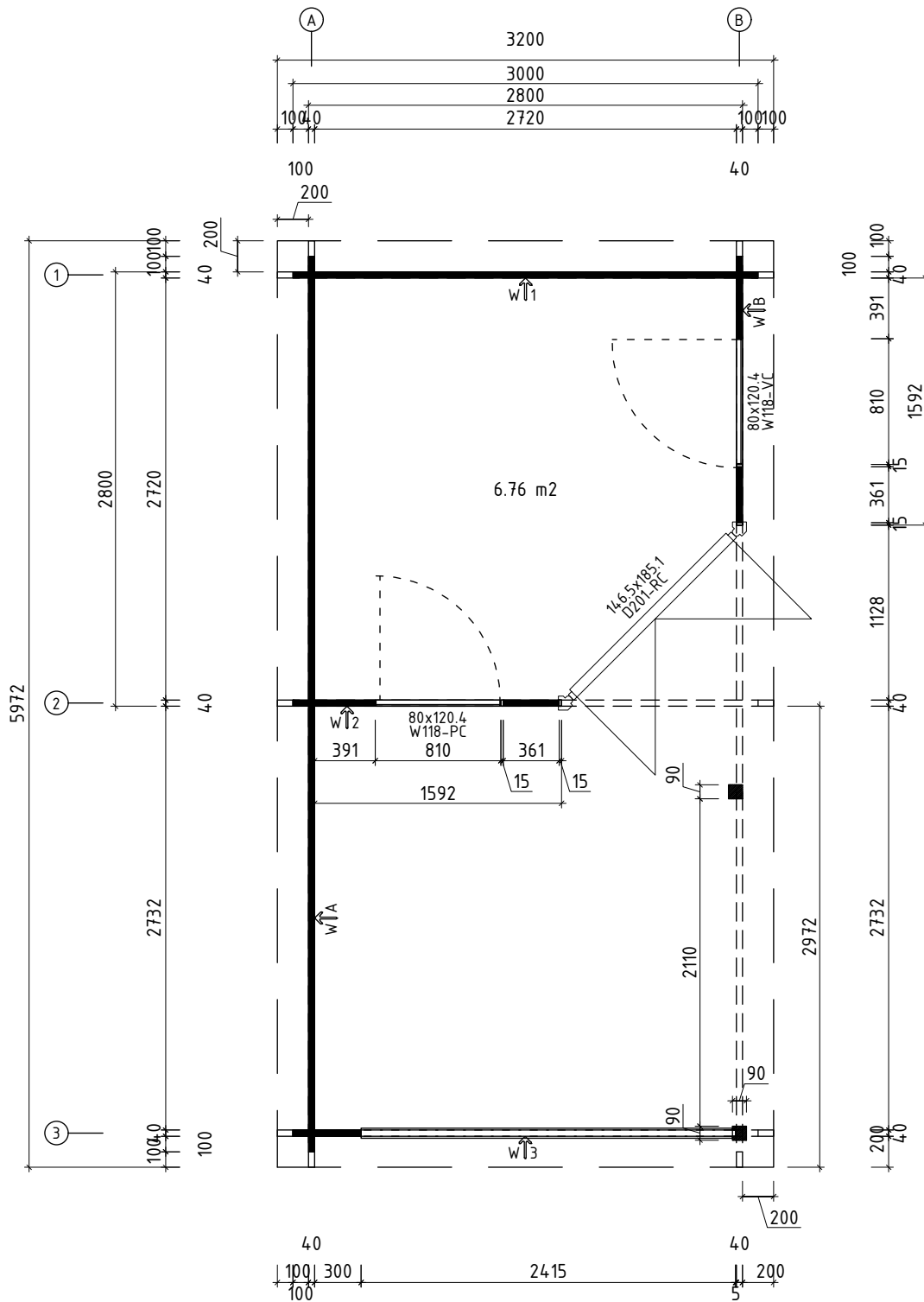
537 200



Kontrolliert durch:



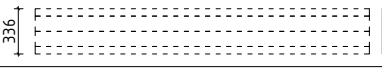
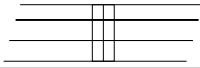






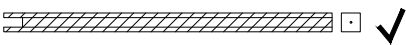


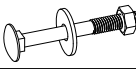
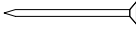



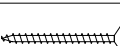







H = 1.800 m
TOTAL: 14.83 m²

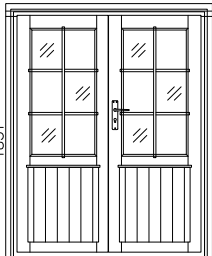

























*Fenster und Türen sind mit Sprossen

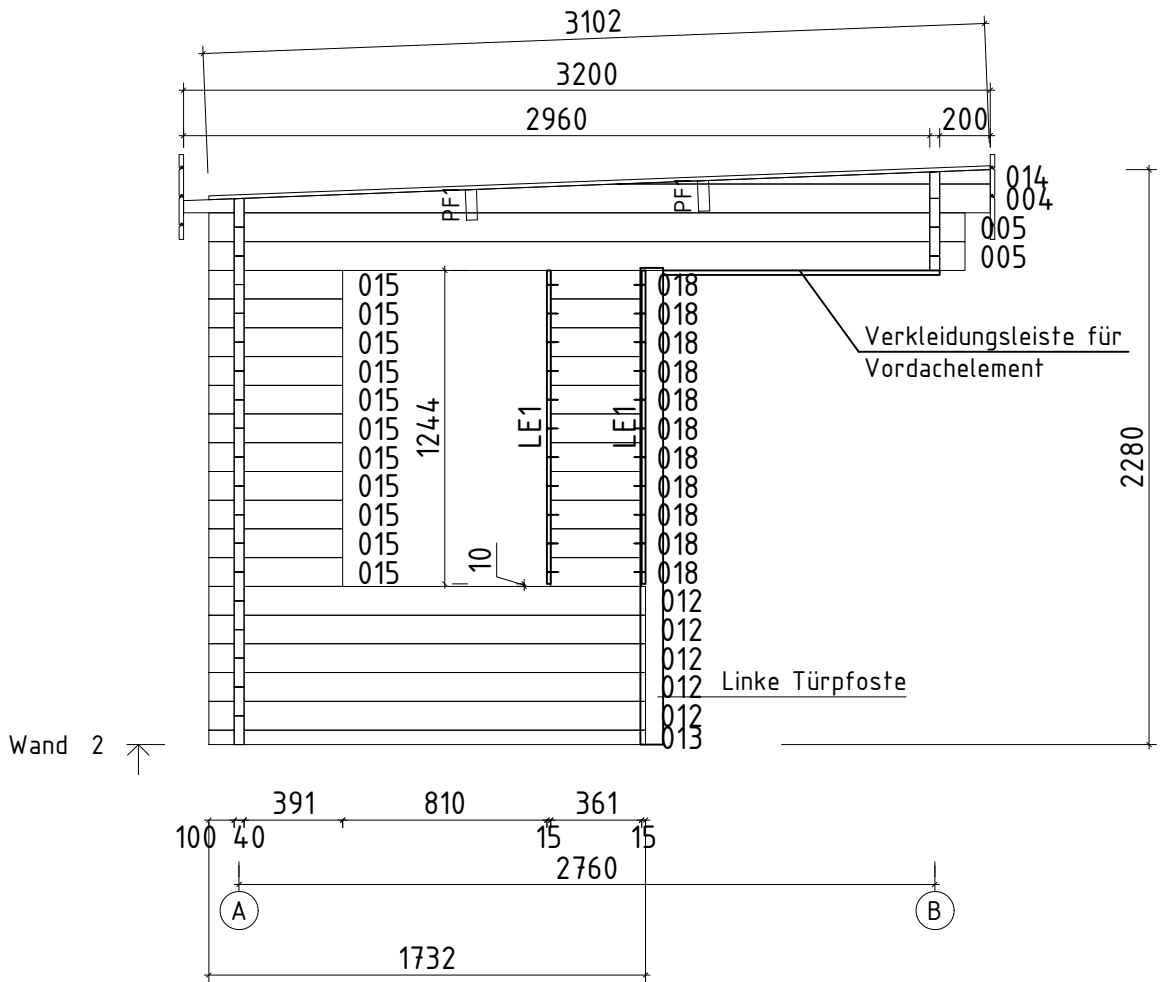
Q3 – Qualitätsklasse für Fenster und Türen

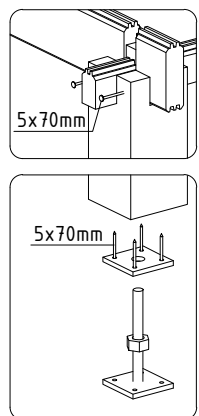
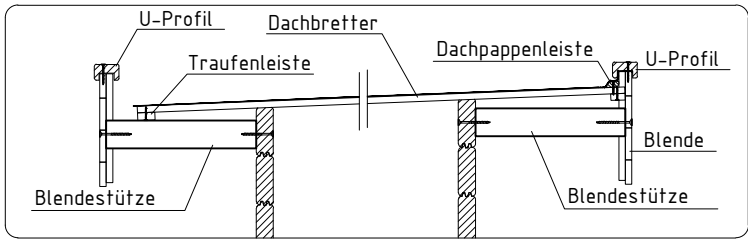
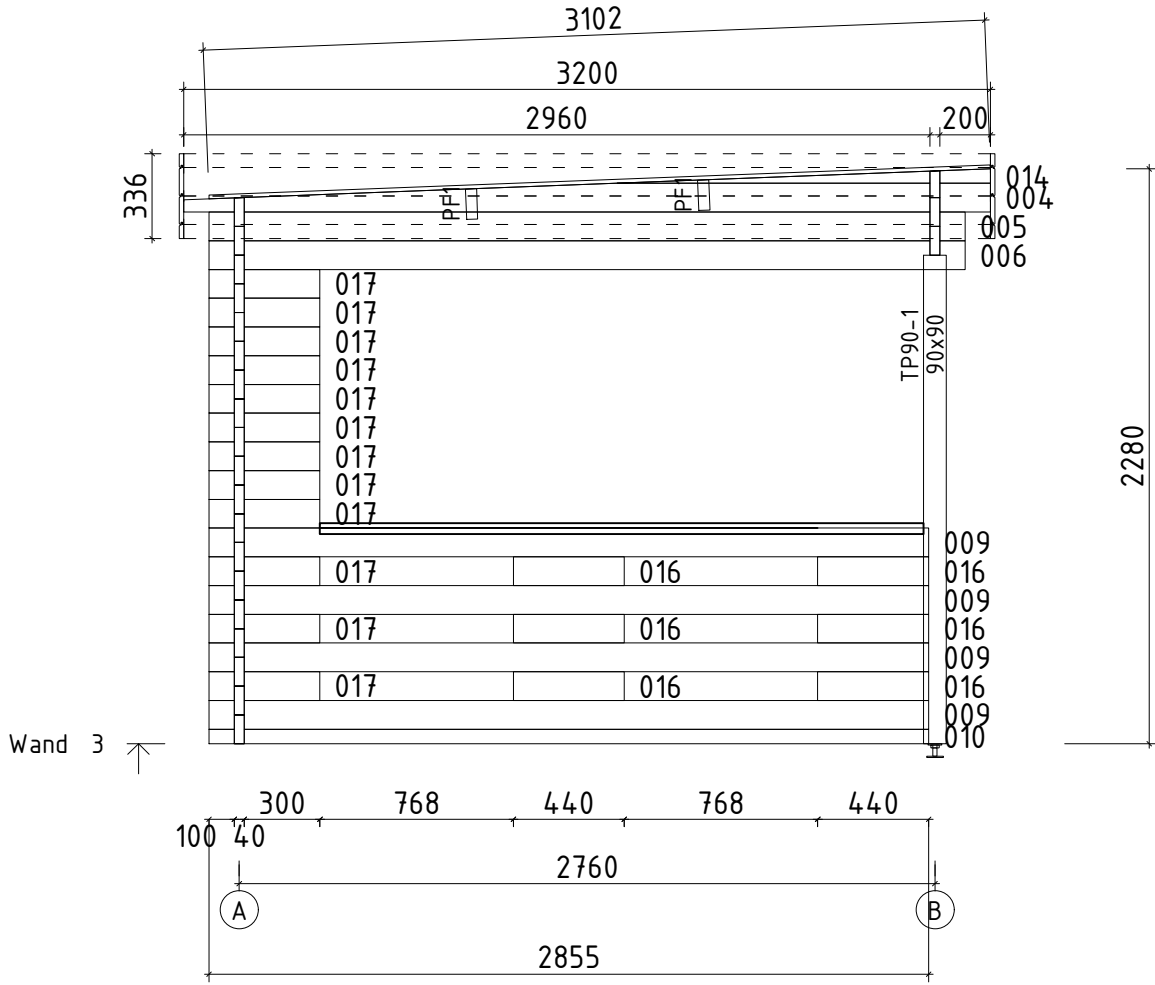
Pos		Stck	Profil (mm)	Länge (mm)
001		1	40x106	5972
002		1	40x114	5972
003		20	40x114	5772
005		18	40x114	3000
006		1	40x114	3000
007		1	40x57	3000
008		1	40x114	3000
009		4	40x114	2855
010		1	40x57	2855
011		1	40x114	1732
012		10	40x114	1732
013		1	40x57	1732
015		21	40x114	531
016		6	40x114	440
017		12	40x114	440
018		21	40x114	361
W1-1		1		
W2-1		1		
W3-1		1		
HL1	HANDBLAUF	1	65x44	2415
LE1	LEISTE	2	15x28	1244
LE2	LEISTE	2	15x28	1130
PF1	PFETTEN	2	44x145	5972
	DACHBRETTER	53+1	113x16	3102
BL-1	DACHBLENDEN 336mm	2 2	18x336	3200 2808

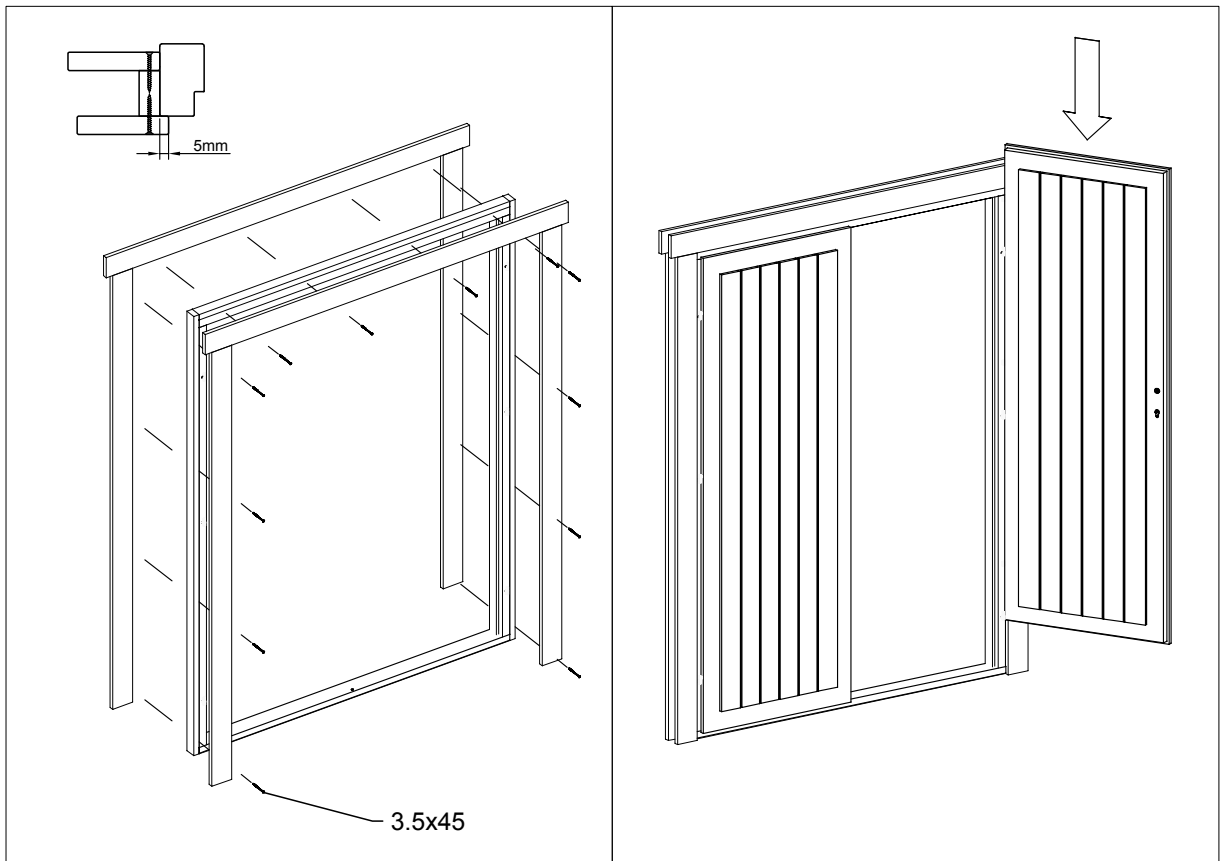
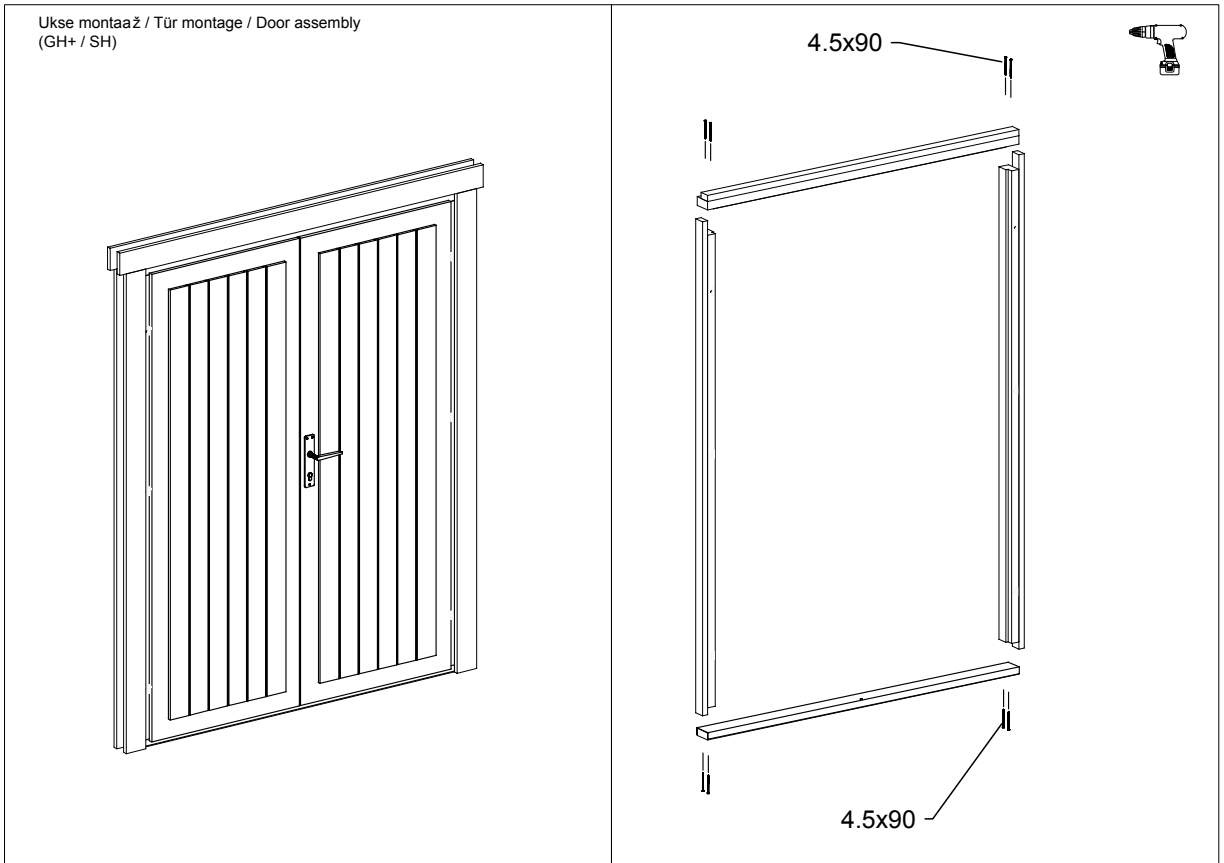
Pos		Stck	Profil (mm)	Länge (mm)
BL-2	DACHBLENDEN 336mm 	2	18x336	3200
VL-1	DACHBLENDEN- Verbindungsleisten 	2	18x120	336
BS-1	DACHBLENDEN- Blendenstützen 44x65 	8	44x65	200
UPB-1	DACHBLENDEN- U-Profil für Blenden 		65x44	19,0 lfdm
DPL-1	DACHPAPPENLEISTEN 15x28 		15x28	13,0 lfdm
T06-1	TRAUFELEISTEN 18x40 		18x40	12,0 lfdm
SM-1	Sturmleisten 	2	18x40	2052
SM-2	Sturmleisten 	2	18x40	2166
TP90-1	STÜTZPFOSTEN 90x90 	1	90x90	1938
TP90-2	STÜTZPFOSTEN 90x90 	1	90x90	1988
SH	Schlaghölzer 	3		
SS024	Schloßschrauben M8x70 Mutter M8 U-Scheibe Ø25 - Befestigung für Sturmleisten 	12		
NG2550	NÄGEL 2.5x50 Dachbretter 	424		
SR3030	SCHRAUBEN 3.0x30 Dachblenden Verbindungsleisten 	16		
SR3030	SCHRAUBEN 3.0x30 Dachpappeleisten 	26		
SR3030	SCHRAUBEN 3.0x30 Traufenleisten 	24		
SR3545	SCHRAUBEN 3.5x45 Handlauf 	6		
SR3545	SCHRAUBEN 3.5x45 Leiste LE1, LE2 	42		
SR3545	SCHRAUBEN 3.5x45 U-profil für Blenden 	38		
SR5070	SCHRAUBEN 5.0x70 Blendenbefestigung 	44		
SR5070	SCHRAUBEN 5.0x70 Blendenstützen 	16		
SR5070	SCHRAUBEN 5.0x70 Stützpfoste 	4		
SR5070-002	SCHRAUBEN 5.0x70 Verstellbare pfofenstütze 	8		
VP2	Verstellbare Pfostenstütze M16 	2		
	✓ - bitte selber anpassen (falls nötig!)			

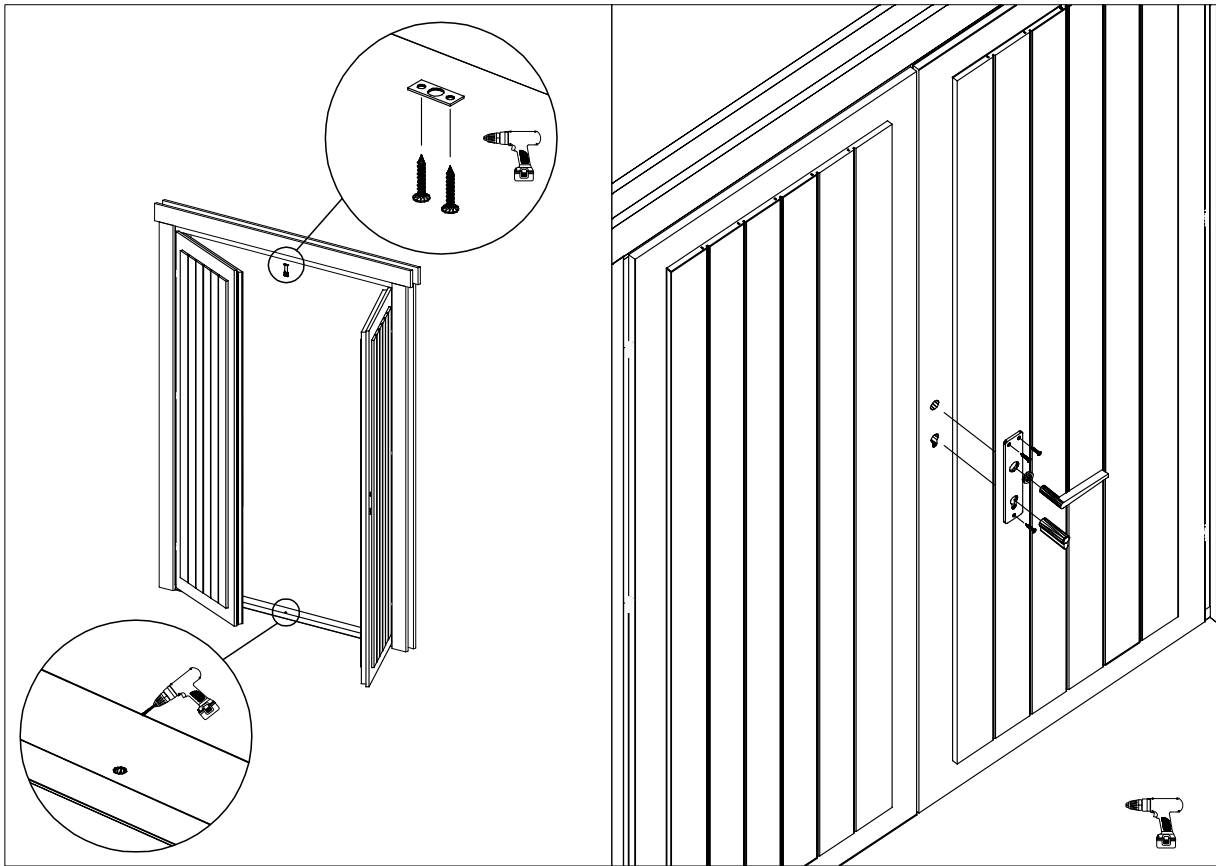
Pos		Stck.	Profil (mm)	Länge (mm)
	<p style="text-align: center;">TÜR 1465x1851 D3-M40R-56C-14651851</p> <p>Q3 D201-RC 1465</p>  <div style="display: flex; justify-content: space-between;"> <div style="border: 1px solid black; padding: 2px;"> Right handed / DIN rechts / paremakäeline </div> <div style="border: 1px solid black; padding: 2px;"> Clear opening/ durchgangsmaß/ ava suurus 1337x1743mm  </div> </div> <div style="display: flex; justify-content: space-between;"> <div style="border: 1px solid black; padding: 2px;"> double-pane clear float glass ISO Glas 2-fach 2x klaaspakeett, kirgas klaas </div> <div style="border: 1px solid black; padding: 2px;">  492x950mm </div> </div>	1		
DzT40-01-1	CD- cover strip for door - ET- Deckbrett zum Tür - NU- Katteliist ukse kohale 40 	1	18x40	1585
P9L1-01-1	CD- left hand doorpost - ET- linke Türpfoste - NU- vasak uksepost 40 	1	90x90	1891
P9R1-01-1	CD- right hand doorpost - ET- rechte Türpfoste - NU- parem uksepost 40 	1	90x90	1891
VK1-01-1	CD- trim strips for canopy element - ET- 45° Verkleidungsleisten für Vordachelement - NU- Katteliistud varikatusele 58  ✓	2	58x18	1110
PROSS H1-2	Q2-Q3-1 Muntins - Sprossen - Prossid horizontal 18x18 	4	18x18	517
PROSS V2-2	Q2-Q3-2 Muntins - Sprossen - Prossid vertical 18x18 	2	18x18	975
PL1-1	Trims - Rahmenleisten - Piirdeliistud 18x40  ✓	1	18x40	1540
PL2-1	Trims - Rahmenleisten - Piirdeliistud 18x58  ✓	4	18x58	1945
PL3-1	Trims - Rahmenleisten - Piirdeliistud 18x95  ✓	1	18x95	1540
SR25 15-01	2.5x15 Locking plate - Schließblech - Riivi vastus 01 Q2-Q3 	2		
SR30 22-01	3.0x20ÜP Muntins - Sprossen - Prossid 	12		
SR35 45-05	3.5x45 Canopy element - Vordachelement - Varikatus 	6		
SR35 45-03	3.5x45 Cover strip - Deckbrett - Katteliist ukse kohale 	3		
SR35 45-04	3.5x45 Trim strips - Verkleidungsleiste - Katteliist varikatusele 	6		
SR35 45-01	3.5x45 Trims - Rahmleisten - Piirdeliistud 	24		
SR50 90-01	5.0x90 Door frames - Türrahmen - Ukselengid 	8		
VE1-01	CD- canopy element - ET- Vordachelement - NU- Varikatus uksele 1435x745 	1		
RV01	Locking plate - Schließblech - Riivi vastus 01 Q2-Q3 	1		
UL-Q 2-Q3	Q2-Q3 Door handle - Türgriff - Ukselink 	1		
LS-Q4	Q4 Cylinder lock - Zylinderschloss - Lukusüdamik 	1		



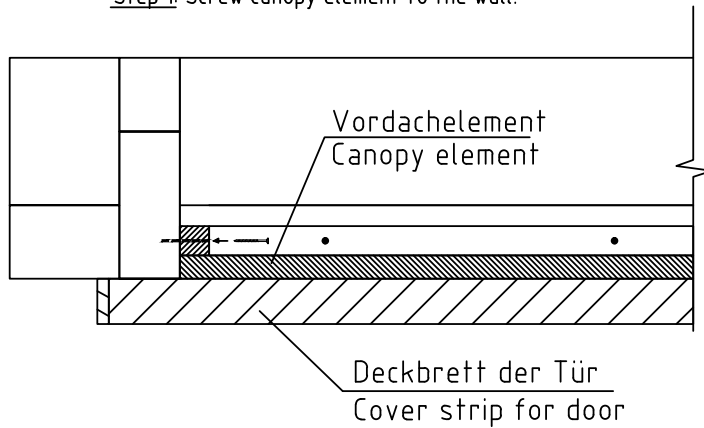




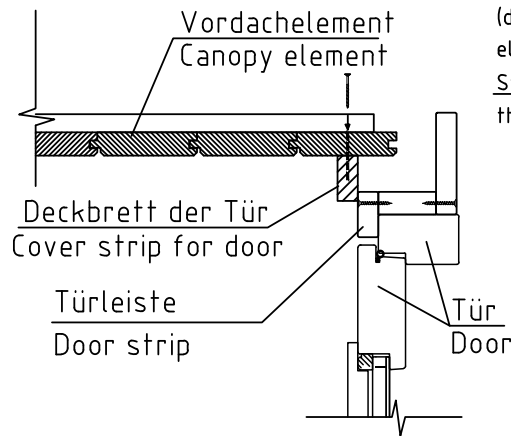




Step 1: Dachelement an den Wänden verschrauben.
Step 1: Screw canopy element to the wall.



Step 2: Das Deckbrett muss von oben (durch das VD-Element) an das Dachelement verschraubt werden.
Step 2: Fasten cover strip to the canopy element.



Step 3: Die Verkleidungsleisten in die richtige Länge schneiden und unter das VD-Element befestigen.
Step 3: Cut trim strips to size and fasten under the canopy element.

