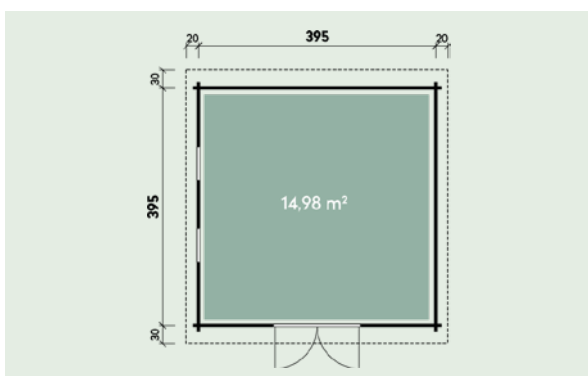


Technische Daten

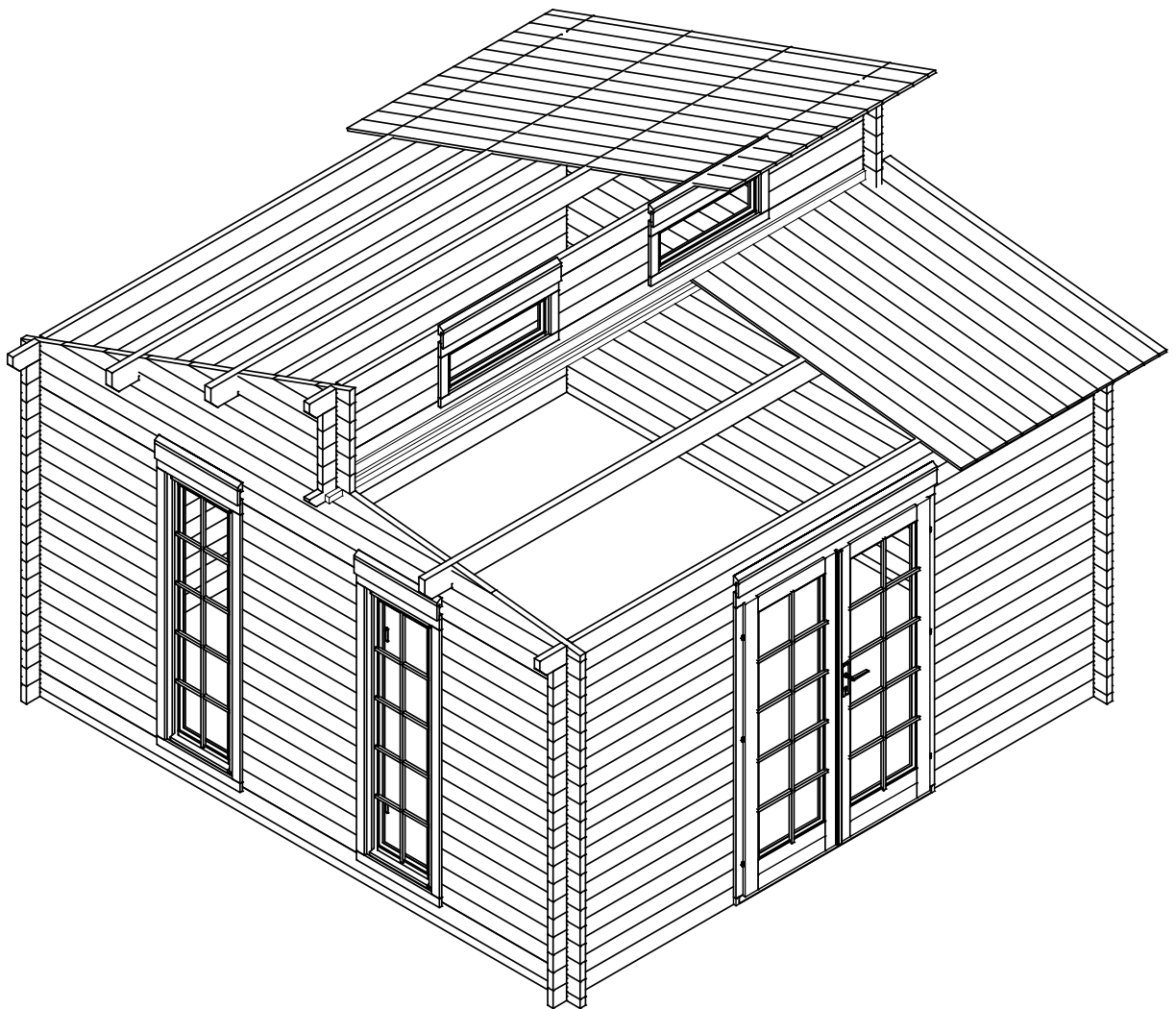


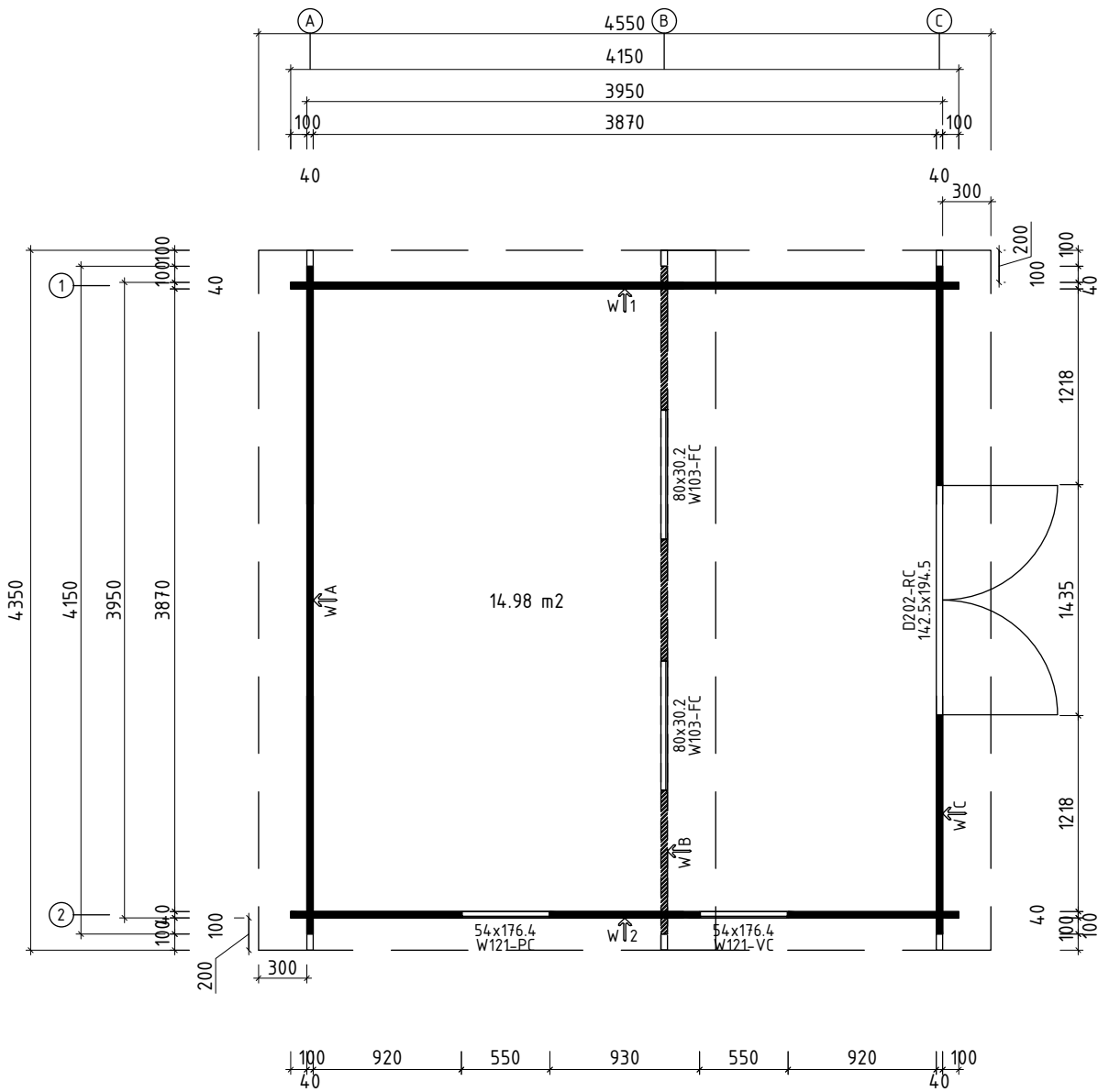
Artikelnummer:

540 400



Kontrolliert durch:



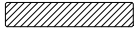




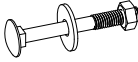













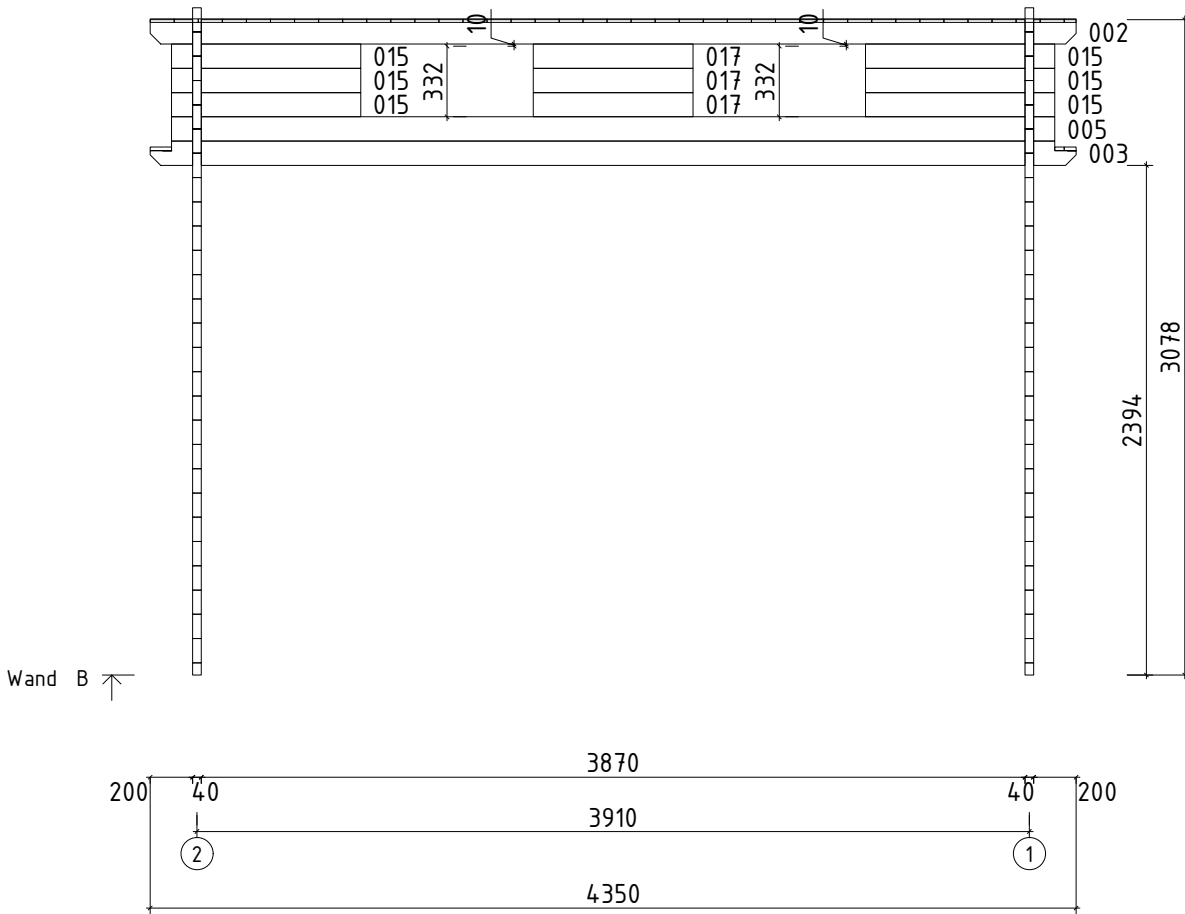
* Fenster und Türen sind mit Sprossen

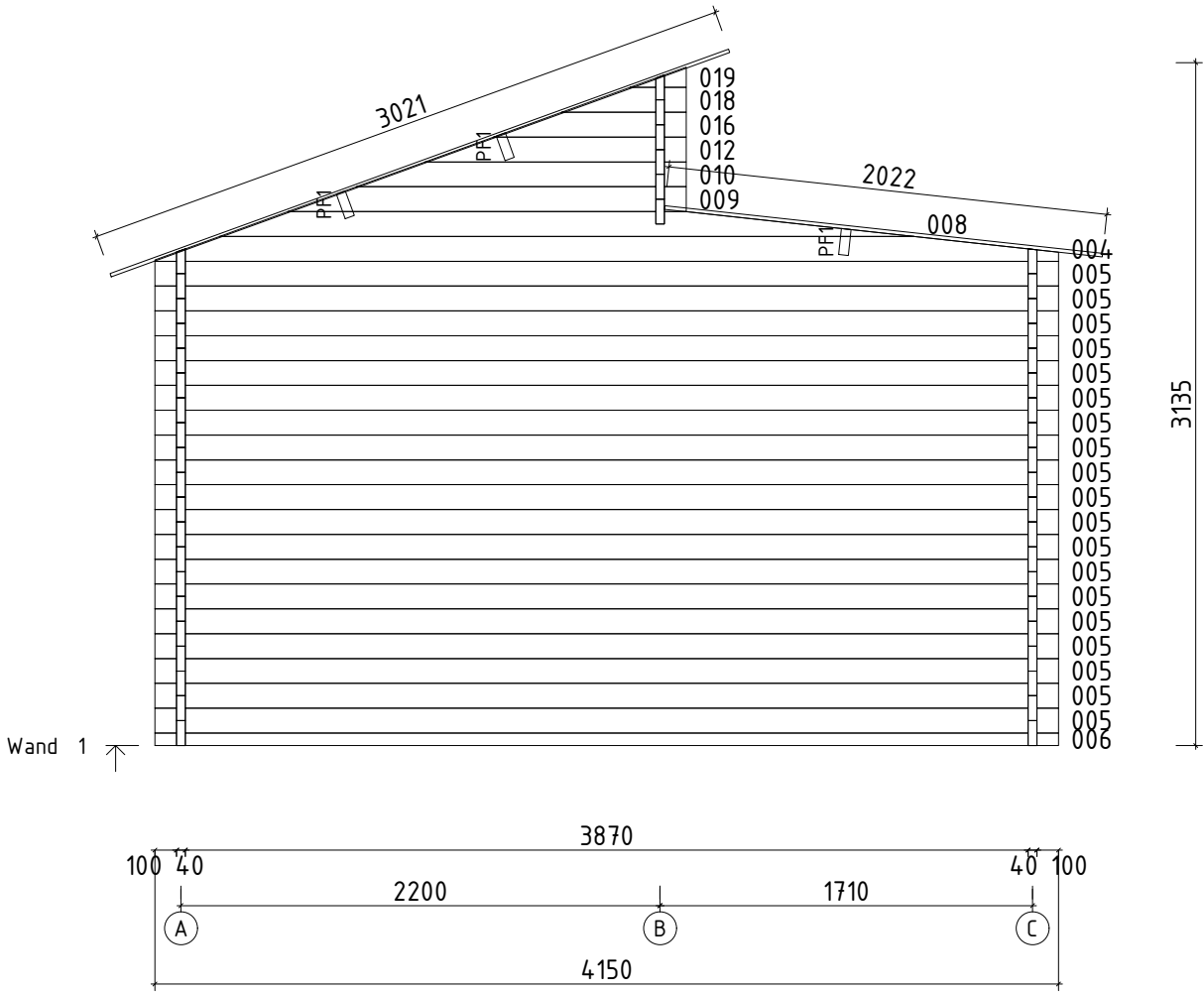
Q3 – Qualitätsklasse für Fenster und Türen

Pos		Stck	Profil (mm)	Länge (mm)
001		1	40x114	4350
002		2	40x114	4350
003		1	40x114	4350
005		43	40x114	4150
006		2	40x57	4150
007		1	40x114	4150
011		34	40x114	1358
013		32	40x114	1060
014		16	40x114	930
015		6	40x114	890
017		3	40x114	750
W1-1		1		
W2-1		1		
DT2	DECKENTRÄGER	2	30x40	1935
DT1	DECKENTRÄGER	2	30x40	100
LE1	LEISTE LEISTE für Dachpappe (zwischen/unter 2 kleine Fenster)	✓ 1	18x58	3870
PF1	PFETTEN	3	44x145	4350
	DACHBRETTER	39+1	113x16	3021
	DACHBRETTER	3	113x16	2062
	DACHBRETTER	36	113x16	2022
G02-1	GIEBELBRETTER 18x120	✓ 2	18x120	2142
G02-2	GIEBELBRETTER 18x120	✓ 2	18x120	3101
G06-1	GIEBELDECKLEISTEN 18x58	✓ 2	18x58	2142

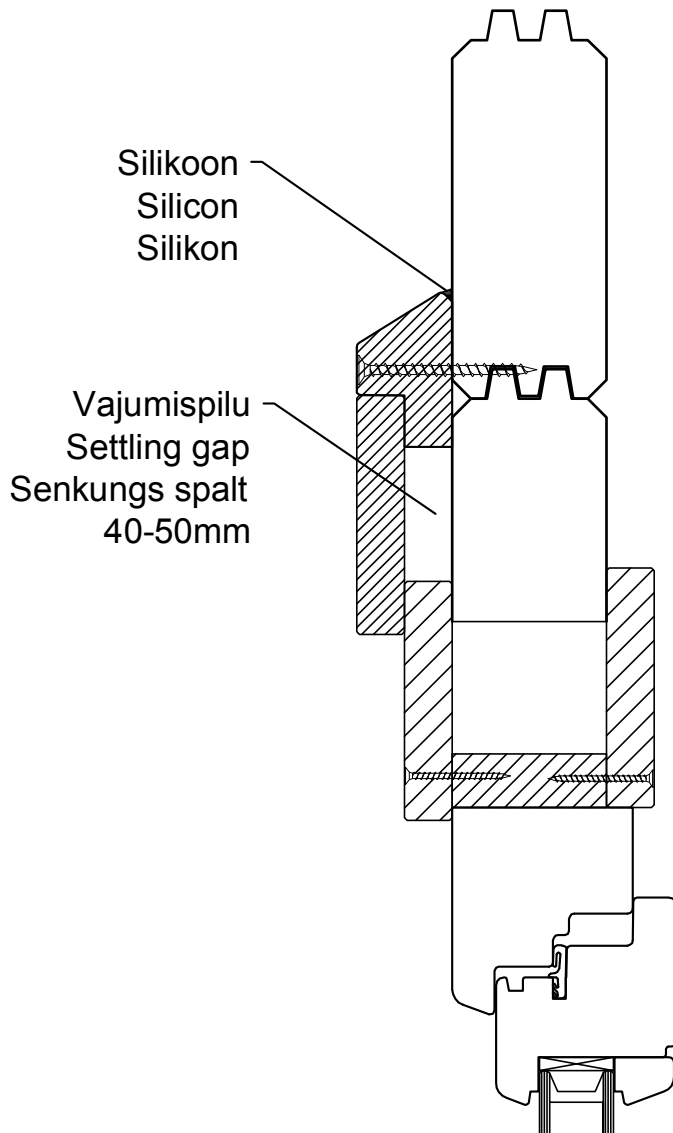
Pos			Stck	Profil (mm)	Länge (mm)	
G06-2	GIEBELDECKLEISTEN 18x58		✓	2	18x58	3101
T02-1	TRAUFBRETT 18x120			1	18x120	4386
T01-1	TRAUFBRETT 18x95			2	18x95	4350
T04-1	TRAUFENDECKLEISTEN 18x40			1	18x40	4386
T06-1	TRAUFENLEISTEN 18x40		✓		18x40	14,0 lfdm
SM-1	Sturmleisten			4	18x40	2166
SH	Schlaghölzer			3		
SS024	Schloßschrauben M8x70 Mutter M8 U-Scheibe Ø25 - Befestigung für Sturmleisten			12		
NG2 550	NÄGEL 2.5x50 Dachbretter			546		
SR3 030	SCHRAUBEN 3.0x30 Traufenleisten			24		
SR3 545	SCHRAUBEN 3.5x45 Giebelbretter			26		
SR3 545	SCHRAUBEN 3.5x45 Giebeldeckleisten			26		
SR3 545	SCHRAUBEN 3.5x45 Leiste LE1			9		
SR3 545	SCHRAUBEN 3.5x45 Traufenbretter			30		
SR3 545	SCHRAUBEN 3.5x45 Traufendeckleisten			10		
SR4 060	SCHRAUBEN 4.0x60 Deckenträger			18		
	✓ - bitte selber anpassen (falls nötig)!					





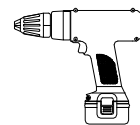


Vihmaliist / Rain strip / Wasserleiste

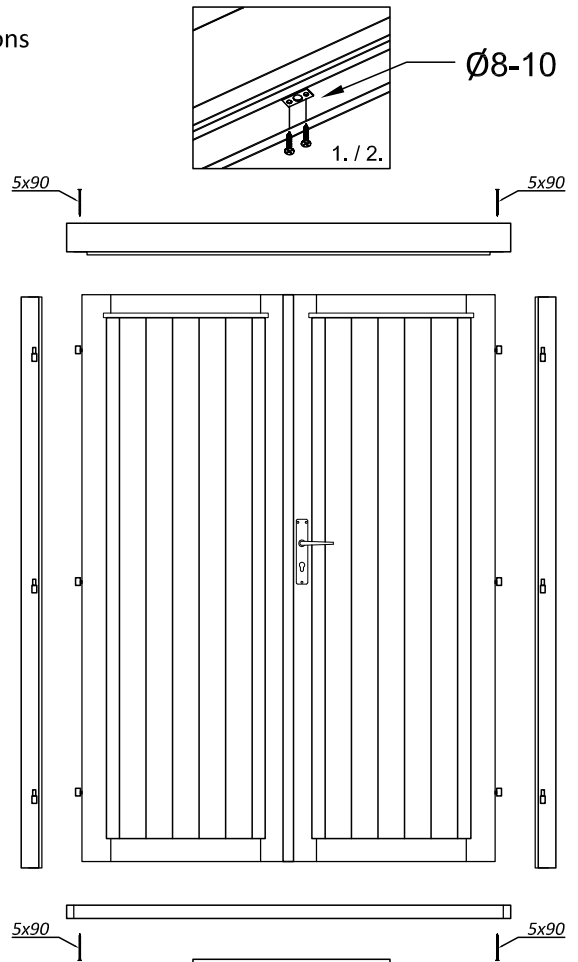
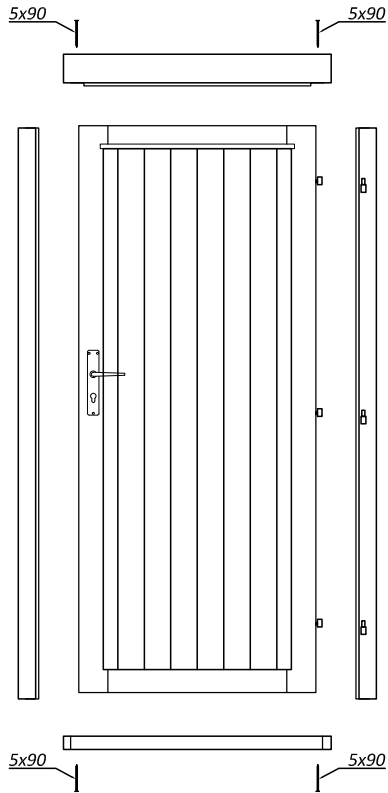


NB!

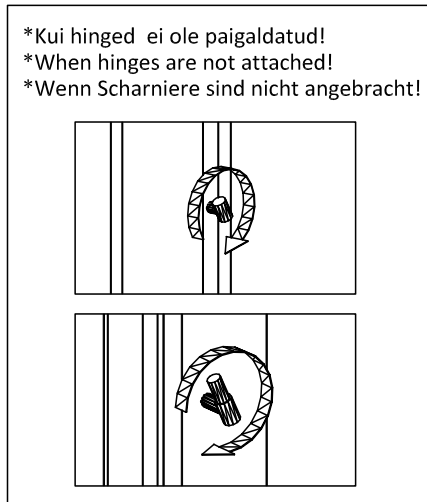
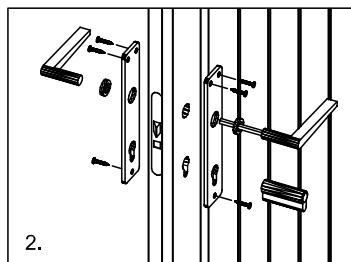
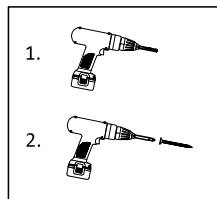
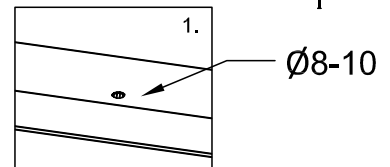
- Monteerida juhul kui ese on välja toodud maja spetsifikatsioonis!
- Install only if the item is listed in the house specification!
- Nur montieren wenn die Leiste in der Teileliste gezeigt ist!



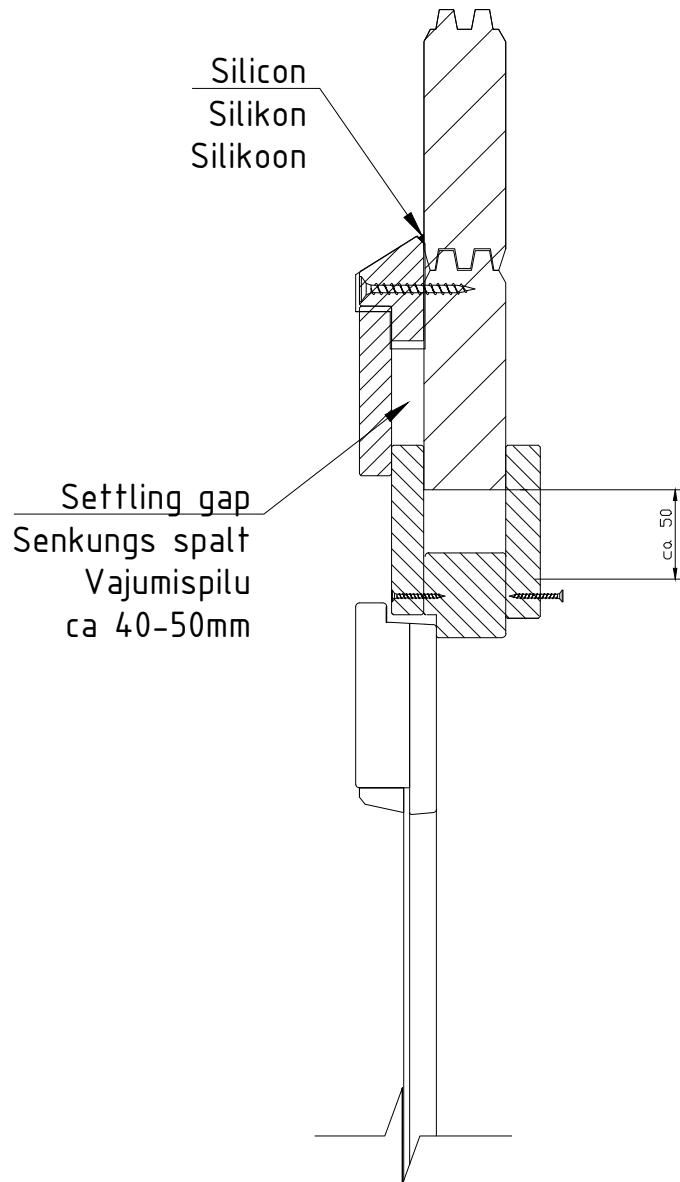
Uks Q2-Q3 - koostamisjuhised
 Door Q2-Q3 - assembly instructions
 Tür Q2-Q3 - Montageanleitung



*Kui ühepoolne uks ei ole kokku pandud!
 *When single door is not assembled!
 *Wenn Einzeltür ist nicht zusammengebaut!



Rain strip / Wasserleiste / Vihmaliist



NB!

- Install only if the item is listed in the house specification!
- Nur montieren wenn die Leiste in der Teileliste gezeigt ist!
- Monteerida juhul, kui liist on välja toodud maja spetsifikatsioonis!