




95597 Aufbauanleitung Hochbeet 120 x 75 x 100cm




A = 2x
1175x1000mm



B = 2x
975x1000mm



C = 2x
725x1000mm




D = 2x
525x1000mm

E = 56x (60x)
ø3 x 121mm



G = 8x
ø16 x 1100mm



F = 3x
ø3 x 546mm







Trennfolie / separating foil

H = 1,15m x 3,2m



2x 1,15m x 1,60m








A




C


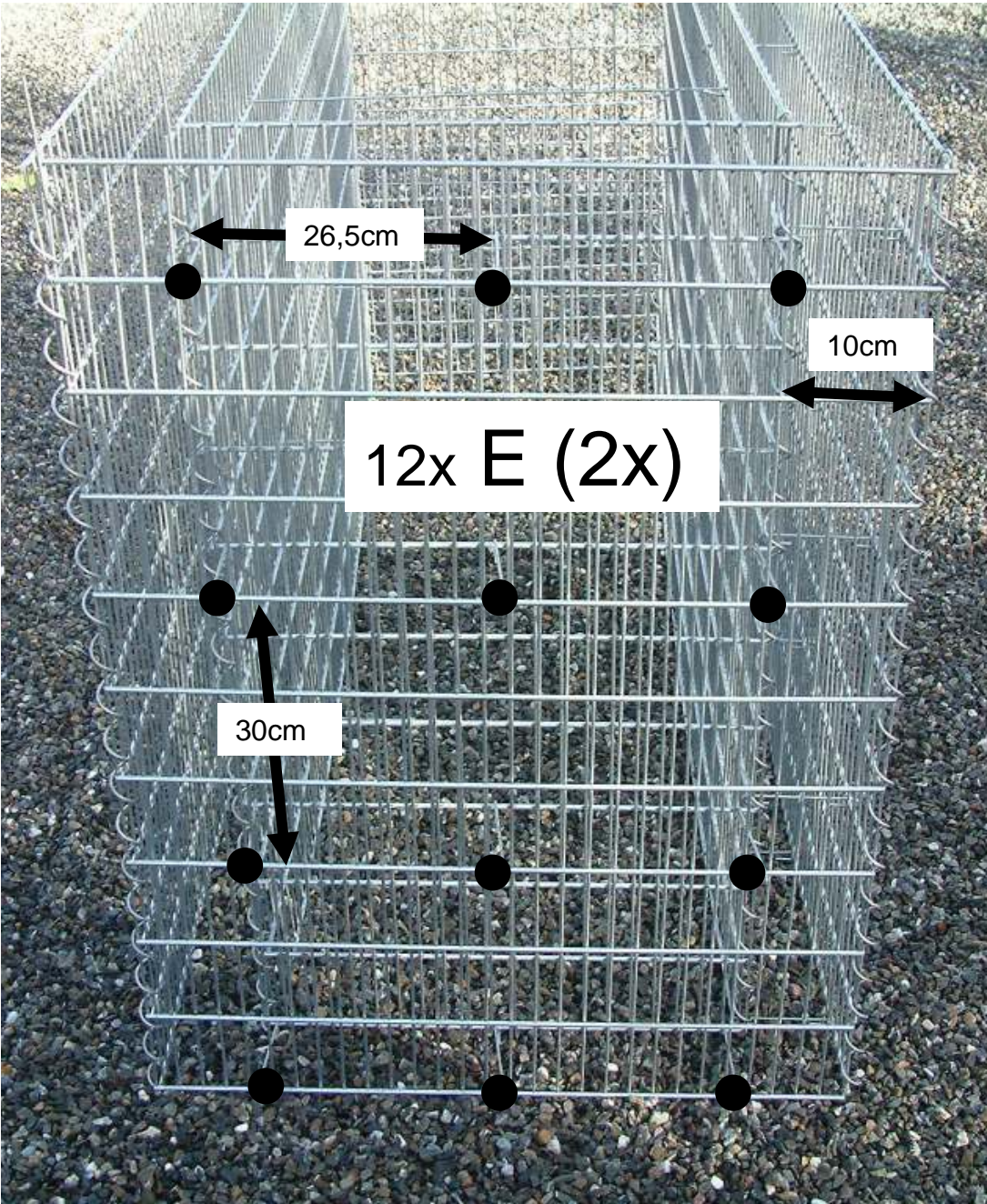


A





56x E



16x E (2x)

10cm

33cm

30cm

