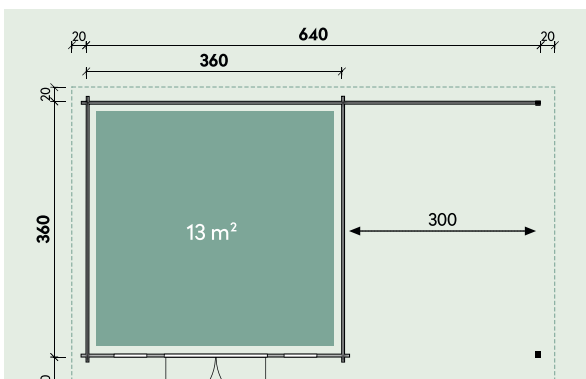


# Technische Daten

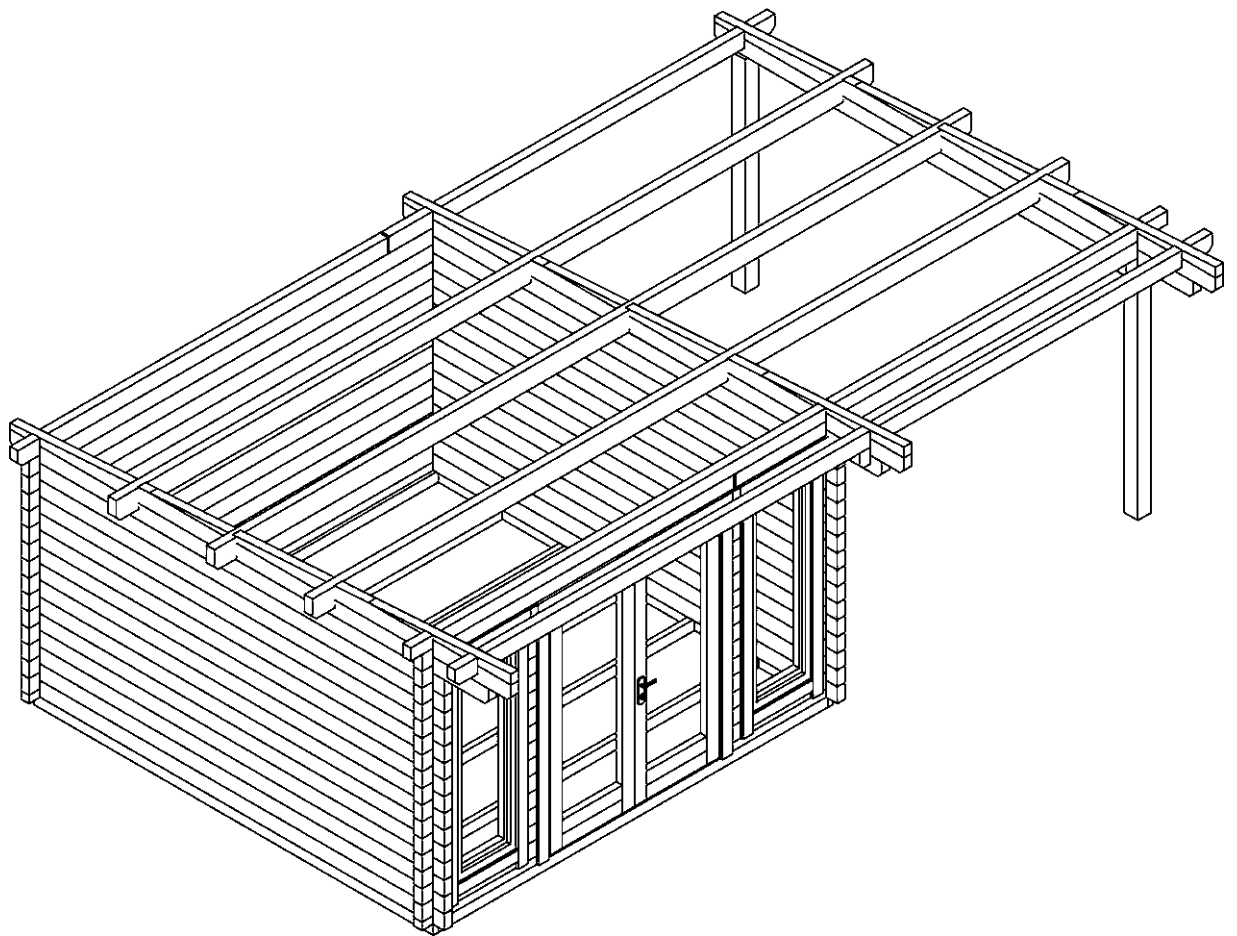


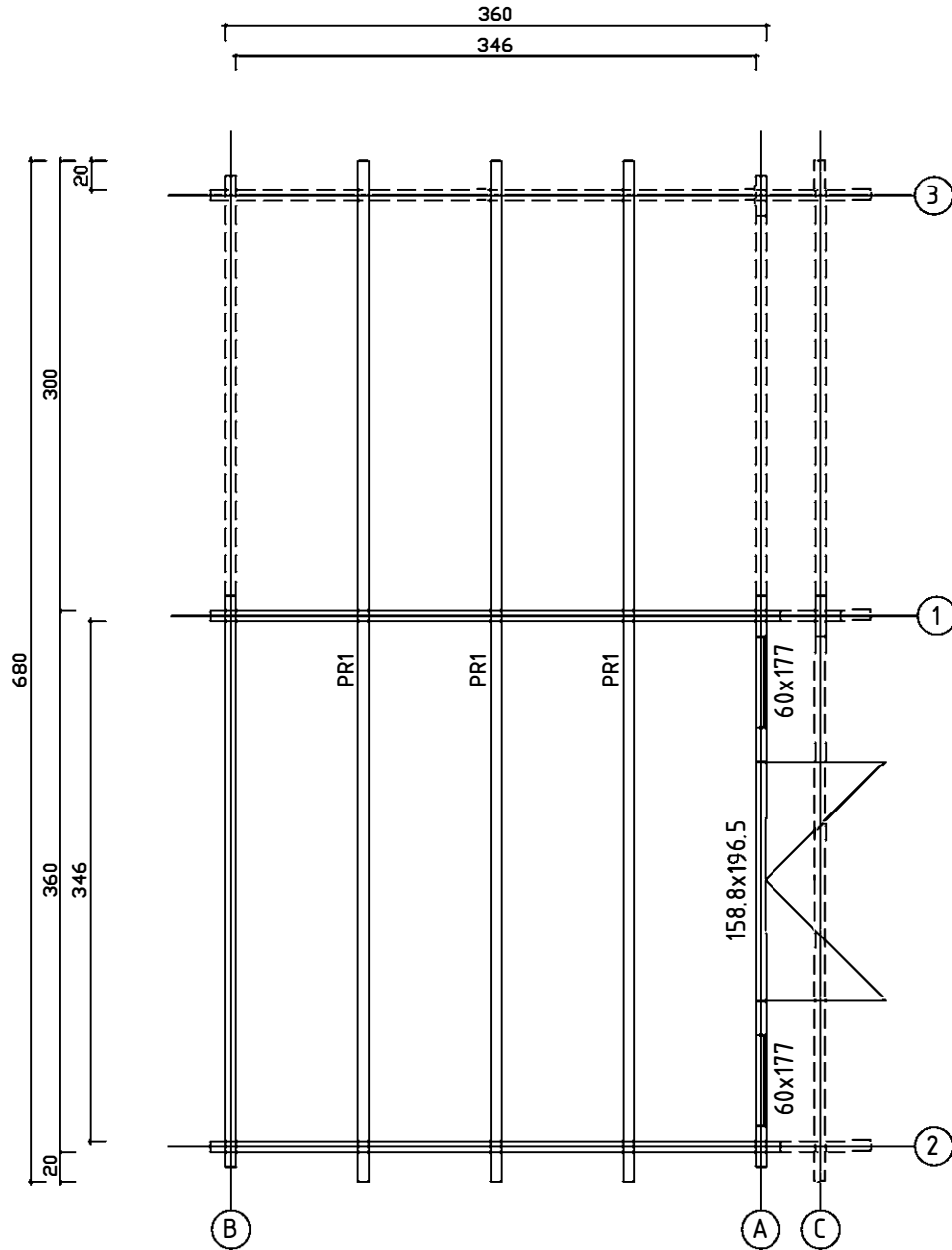
## Artikelnummer:

871 802

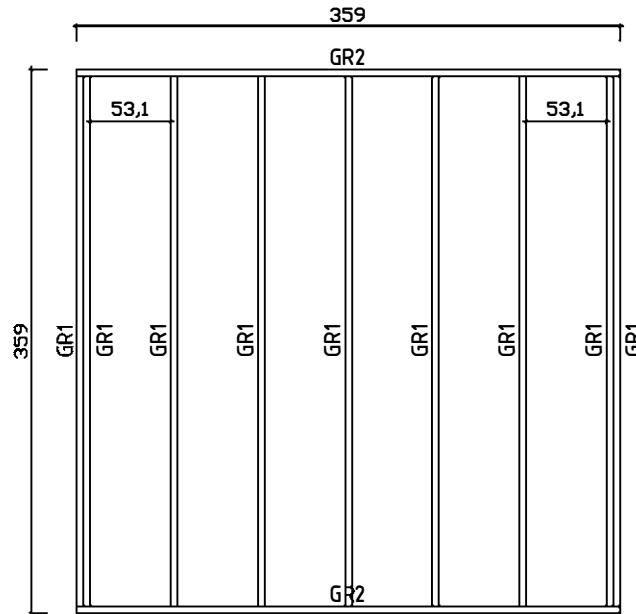


**Kontrolliert durch:**

















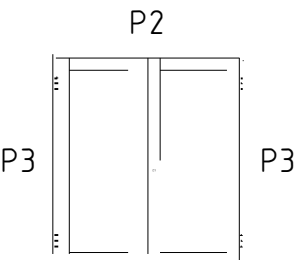
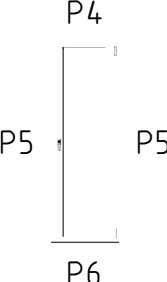















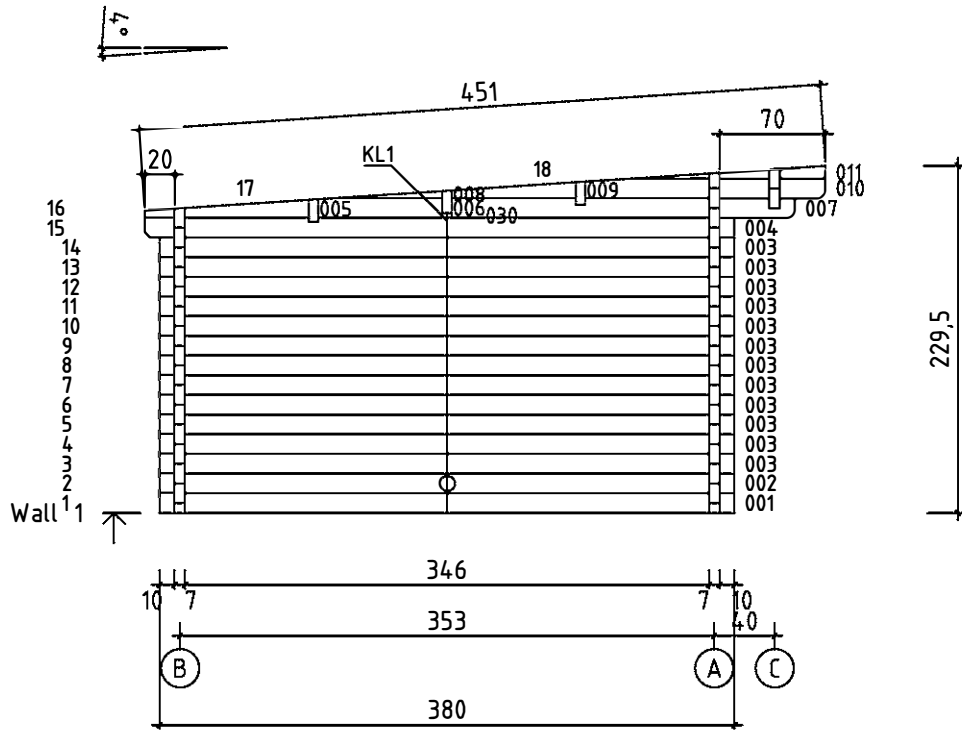
**Wir empfehlen als Fundament für Ihr Gartenhaus eine vollflächig festgegründete, gepflasterte oder betonierte Fläche. Wahlweise ist auch ein Punkt- oder Streifenfundament möglich.**



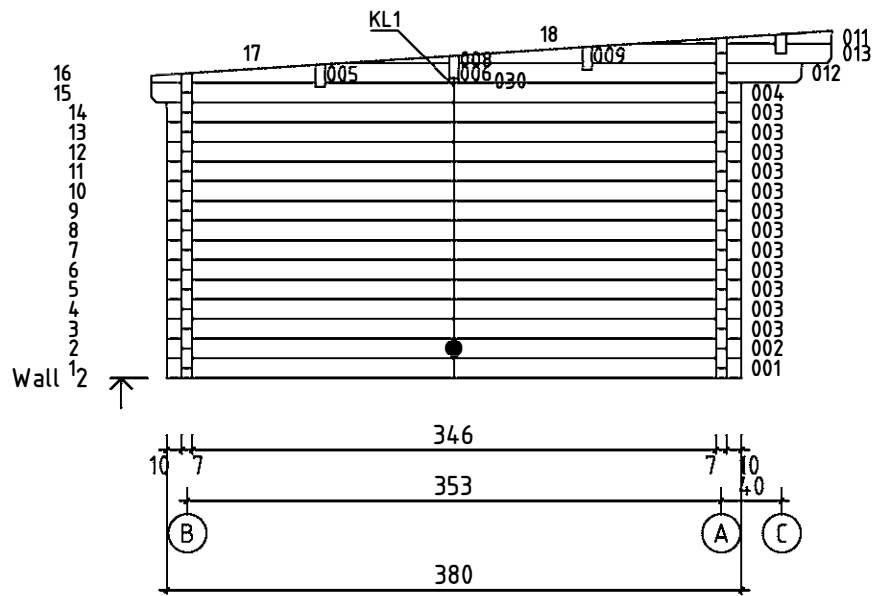
Nr.	Stück	Profil (mm)	Lengt (mm)
001	2	70x130	3800
002	3	70x130	3800
003	37	70x130	3800
004	2	70x130	3900
005	3	70x119	1088
006	3	70x130	823
007	1	70x130	2270
008	3	70x47	718
009	3	70x106	853
010	1	70x130	1588
011	3	70x85	1283
012	2	70x130	2270
013	2	70x130	1588
014	1	70x130	3900
015	2	70x65	1101
016	2	70x130	1101
017	28	70x130	270
018	28	70x130	221
019	2	70x130	270
020	1	70x130	2817
021	1	70x130	3798
022	1	70x104	3765
023	1	70x104	3035
024	1	70x65	3800
025	1	70x130	3338

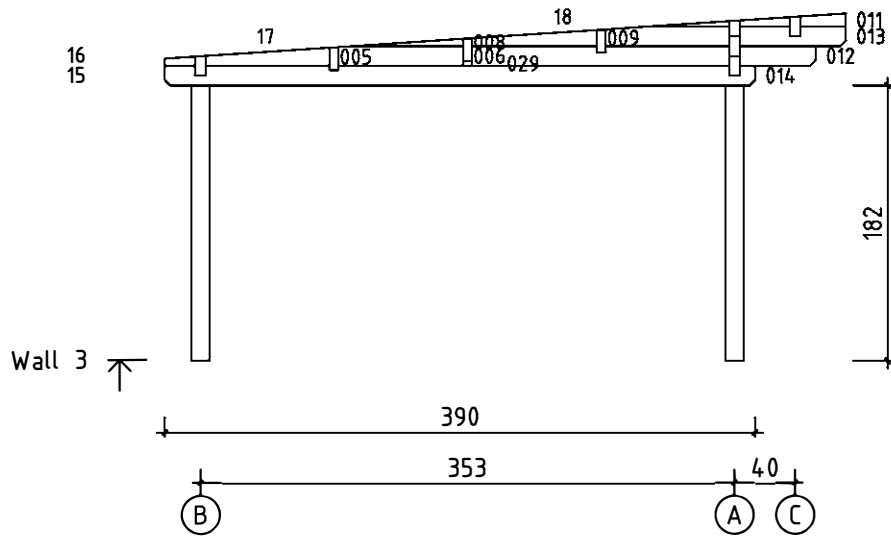
Nr.		Stück	Profil (mm)	Lenght (mm)
026		1	70x130	3477
027		1	70x130	3765
028		1	70x130	3035
029	-	1	70x29	60
030	-	2	70x29	60
GR2		2	45x90	3590
GR1		9	45x90	3500
PR1		3	70x170	6800
	WINDOW 600x1770	2		
	DOOR 1588x1965	1		
1	Screws/Schrauben/Vis 5x100 mm- For fixing first row of wall logs /Fixierung des ersten Bohlenkranzes/Pour fixer les lamesde plancher	6		
2	Nails/Nägel/Clous 2.5x50 - For fixing floorboards/ Befestigung Fussbodenbretter/Pour fixer les lames de plancher	300		
3	Nails/Nägel/Clous 2.5x50 - For fixing roofboards/ Befestigung Dachbretter/Pour fixer les voliges	450		
4	Nails/Nägel/Clous 2.5x50 - For fixing floor edge trims/ Befestigung Fussleisten/Pour fixer les plinthes du plancher	40		
5	Nails/Nägel/Clous 2.5x50 - For fixing roofing felt fillet/ Befestigung giebelabschlussbrett/Pour fixer la latte de finition de la couverture	30		
6	Screws/Schrauben/Vis 2,5x50 mm- For fixing roof side boards and roof edge reinforcement Befestigung Traufenbretter und Traufenteisten Pour fixer les planches de rive et le tasseau de refront	175		
7	Screws/Schrauben/Vis 2,5x50 mm- For fixing fascia boards and diamonds/ Befestigung Giebelblende und Raute Pour fixer les planches de rive et le diamant			
8	Screws/Schrauben/Vis 2,5x50 mm- For fixing fwindow and door trims/ Befestigung Fenster und türen/ Pour fixer les croisillons des fenestres et des portes			
9	Metal storm Brace/Gewindestange/Tige filetee 8 mm	3		
10	Shim/Nuts/Mutter ,U-Scheibe/Ecrou/Rondelle 8 mm For fixing storm braces/ Pour fixer les anti tempete/ Für Sturmleisten Pour fixer les croisillons des fenestres et des portes Metal storm Brace/Gewindestange/Tige filetee 8 mm KL1 M8 2,08 m 2 Screws 180 6 pcs. KL2 M8 2,11 m 1 Plastic caps 3 pcs.	3/3		
11	Roofing felt/Dachpappe/Feutre de toiture	10+10+15		
12	Nails/Nägel/Clous - For fixing roofing felt/ Befestigung Dachpappe/Pour fixer les feutre de toiture	310		
13	Screws/Schrauben/Vis 4.5x70 mm PR1	12		
14	Screws/Schrauben/Vis 6x180 mm	4		
Kood	Trondheim 70 B-3R	Materjal	File Trondheim 70 B-3R.dwg	Leht 2/2

POS	ST.	B	H	L	Teileliste	
GR1	Vt. spetsi					FUNDMENTHOLZER
F1	12m <sup>2</sup>	28		3455		FUSSBODENBRETT
PR	3	70	170	6800		DACHBALKEN
RB1	30,7m <sup>2</sup>	20		4510		DACHBRETT
R1	4	20	140	3420		Traufenbrett
R2	4	45	65	3400		Traufenbrett
R3	2	20	140	4700		Giebelabschlussleiste
R4	2	20	90	4700		Giebelabschlussleiste
DP			10+10+15		DACHPAPPE + NÄGEL (310)	
SK	2	70	65			SCHLAGKLOTZ 
PS	2	<del>90</del> 120	<del>90</del> 120	1900		POST 
SL	4	30	30	1720		SLIDING SLATS 
DR1	1	1588	1965			
WN1	2	600	1770			
P1	15m	20	40			Fußbodenleiste
P2	1+1	20	90	1890		Türleiste DR1 
P3	2+2	20	90	1945		Türleiste DR1 
P4	2+2	20	90	900		Fensterleiste WN1 
P5	4+4	20	90	1920		Fensterleiste WN1 
P6	2+2	20	90	<del>540</del> 570		Fensterleiste WN1 
						
						

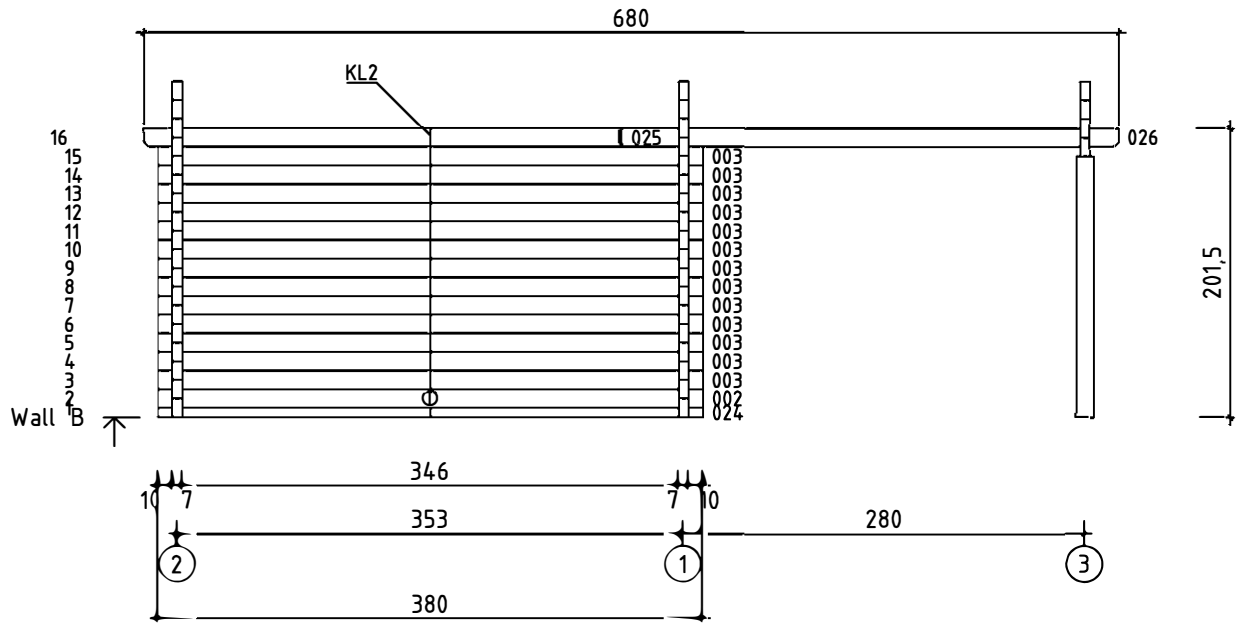


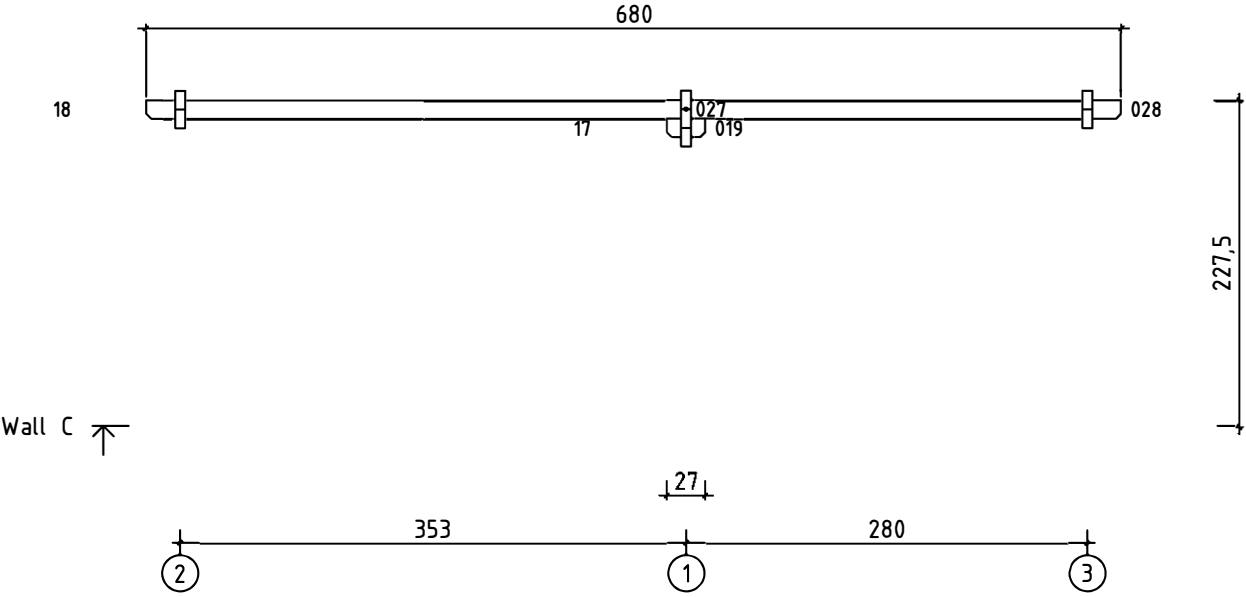












Wand C ↗