

# Nordkap 70-D

Wandaußenmaß: 450 x 360 cm

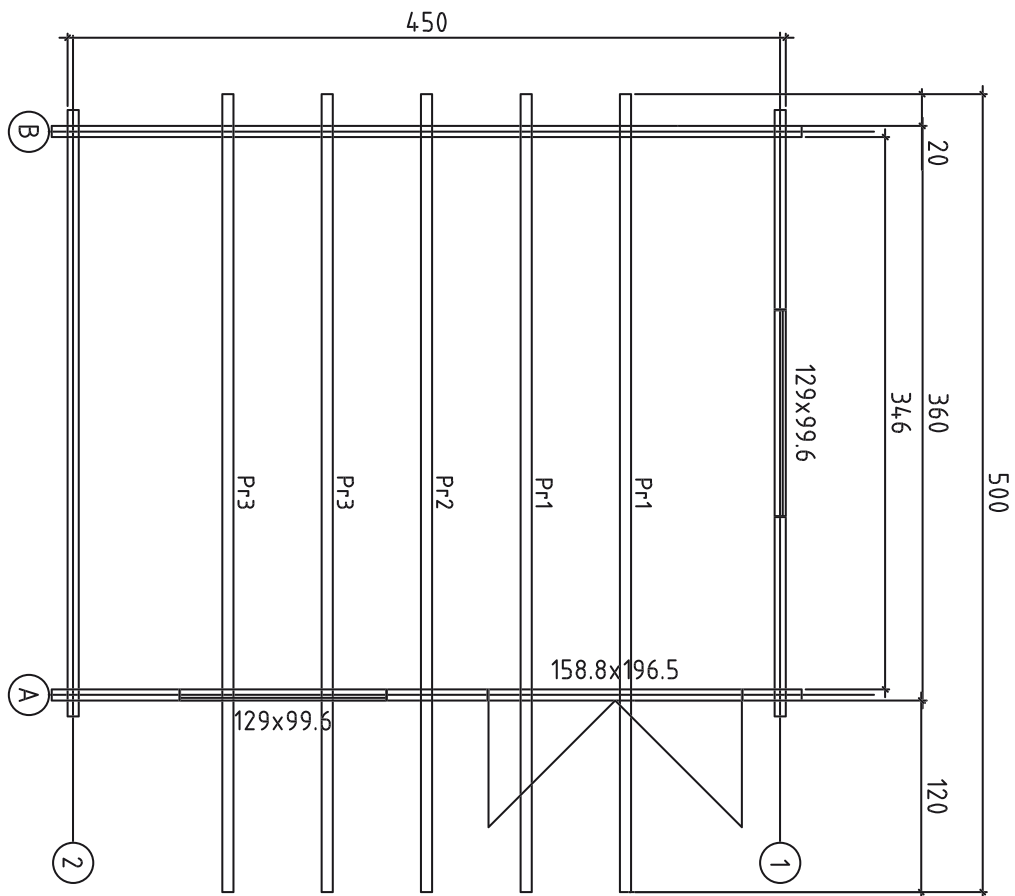
Bohlenstärke: 70 mm



Kontrolliert durch:

Achtung: Alle angegebenen Maße sind ca.-Maße!

# Grundriss Nordkap 70-D



# Lagerholzplan und Fundamentplan Nordkap 70-D

Wir empfehlen als Fundament für Ihr Gartenhaus eine vollflächig,  
festgegründete gepflasterte oder betonierte Fläche.




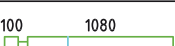





















Wahlweise ist auch ein Punkt- oder Streifenfundament möglich.

Frei wählbare Abstände aller innenliegender Fundamenthölzer.  
Maximaler Abstand jedoch 65 cm.
























# Teileliste 1

## Nordkap 70-D















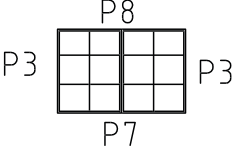
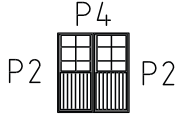












Pos		Arv	Profile (mm)	LENGHT (mm)
001		2	70x130	3800
002		2	70x130	3800
003		15	70x130	3800
004		13	70x130	1250
005		1	70x130	1500
006		1	70x130	1800
007		1	70x130	2000
008		1	70x130	5000
009		1	70x130	4050
010		1	70x130	4350
011		1	70x130	4550
012		1	70x130	5000
013		1	70x65	2732
014		1	70x65	370
015		1	70x130	2732
016		15	70x130	370
017		6	70x130	2732
018		8	70x130	801
019		8	70x130	631
020		1	70x130	4700
021		11	70x124	593
022		1	70x130	2431
023		1	70x130	1186
024		1	70x124	593
025		1	70x65	4700

# Teileliste 2

## Nordkap 70-D

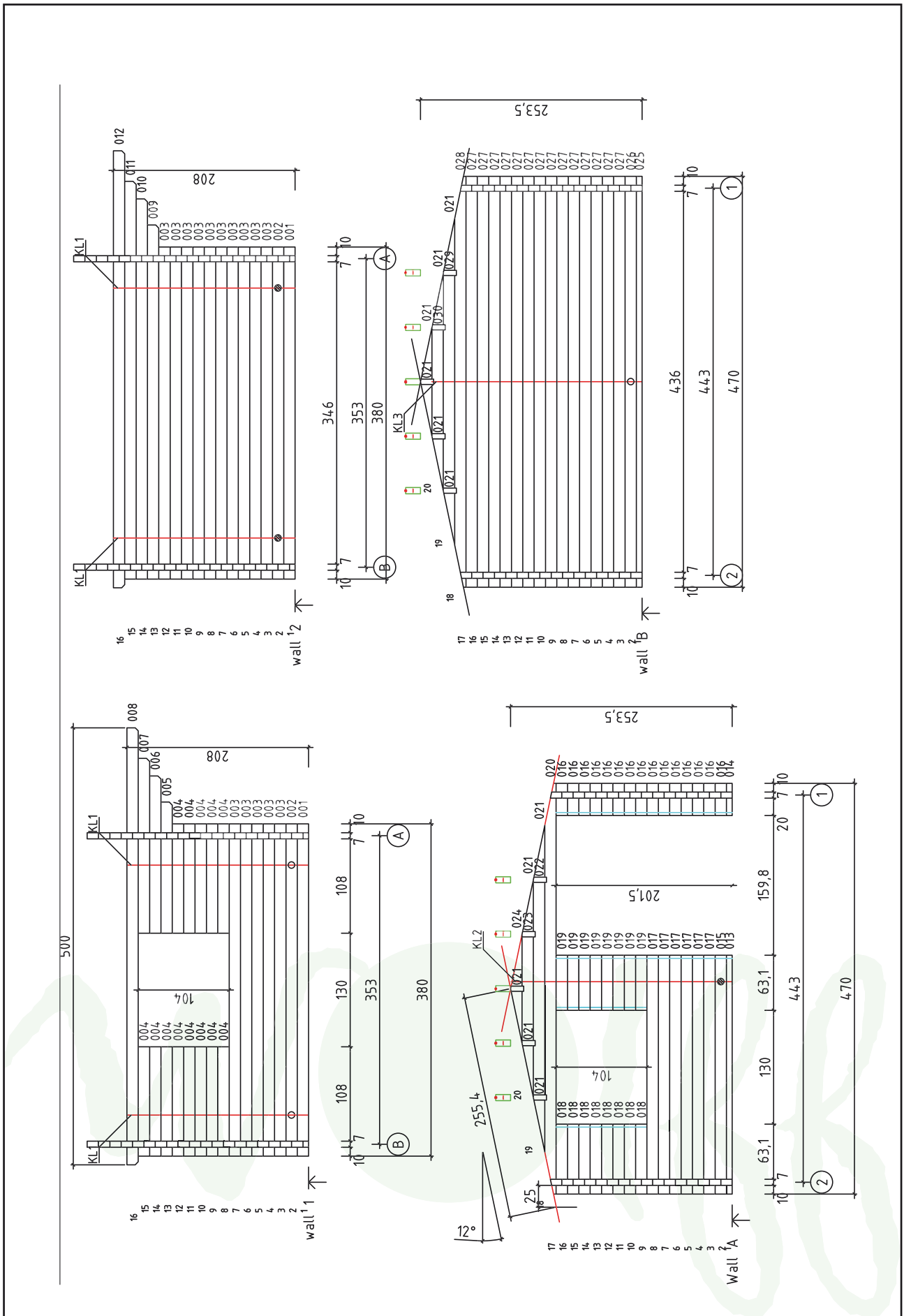
Pos		Arv	Profile (mm)	LENGHT (mm)
026		1	70x130	4700
027		14	70x130	4700
028		1	70x130	4700
029		1	70x130	2431
030		1	70x130	1186
GR1	GROUNDFRAME 	2	45x90	4400
GR2	GROUNDFRAME 	2	45x90	3590
FB1	FLOORBEAMS 	6	45x90	4400
Pr1	Purlins 	2	70x170	5000
Pr2	Purlins 	1	70x170	5000
Pr3	Purlins 	2	70x170	5000
	WINDOW 1290x996	2		
	DOOR 1588x1965	1		
1	Screws/Schrauben/Vis 5x100 mm- For fixing first row of wall logs /Fixierung des ersten Bohlenkranzes/Pour fixer les lames de plancher 	6		
2	Nails/Nägel/Clous 2.1x50 - For fixing floorboards/ Befestigung Fussbodenbretter/Pour fixer les lames de plancher 	350		
3	Nails/Nägel/Clous 2.1x50 - For fixing roofboards/ Befestigung Dachbretter/Pour fixer les voliges 	464		
4	Nails/Nägel/Clous 2.1x50 - For fixing floor edge trims/ Befestigung Fussteisten/Pour fixer les plinthes du plancher 	30		
5	Nails/Nägel/Clous 2.1x50 - For fixing roofing felt fillet/ Befestigung giebelabschlussbrett/Pour fixer la latte de finition de la couverture 	20		
6	Screws/Schrauben/Vis 3,5x50 mm- For fixing roof side boards and roof edge reinforcement Befestigung Traufenbretter und Traufenleisten Pour fixer les planches de rive et le tasseau de refront 	44		
7	Screws/Schrauben/Vis 3,5x50 mm- For fixing fascia boards and diamonds/ Befestigung Giebelblende und Raute Pour fixer les planches de rive et le diamant 	28		
8	Screws/Schrauben/Vis 3,5x50 mm- For fixing fwindow and door trims/ Befestigung Fenster und türen/ Pour fixer les croisillons des fenetres et des portes 	68		
9	Metal storm Brace/Gewindestange/Tige filetee 10 mm 	6		
10	Shim/Nuts/Mutter ,U-Scheibe/Ecrou/Rondelle 10 mm For fixing storm braces/ Pour fixer les anti tempete/ Für Sturmleisten Pour fixer les croisillons des fenetres et des portes Metal storm Brace/Gewindestange/Tige filetee 10 mm KL2 M10 2,63 m 1 Screws 180 12 pcs. KL3 M10 2,51 m 1 Plastic caps 6 pcs. KL1 M10 2,18 m 4 	6/6		

# Teileliste 3 Nordkap 70-D

POS	ST.	B	H	L	Teileliste		
FB1	Vt. spetsi					FUNDMENTHOLZER	
F2	15,1m <sup>2</sup>	20		3455		FUSSBODENBRETTER	50/39/32
R1	5	70	170	5000		DACHBALKEN	
R2	25,54m <sup>2</sup>	20		2554		DACHBRETTER	116/90/74
R3	2	20	120	5000		Traufenbretter	
R4	2	45	65	5000		Traufenbretter	
R5	4	20	120	2700		Giebelabschlussleiste	
R6	4	20	90	2700		Giebelabschlussleiste	
WN13	2	1290	996				
DR16	1	1588	1965		 <p style="margin-left: 200px;">Sliding slats 30x30x900 mm - 2 pcs. Sliding slats 30x30x1800 mm - 2 pcs.</p>		
P1	20 m	20	40			Fußbodenleiste	
P2	4	20	90	1945		Türleiste DR 16	
P3	8	20	90	1200		Türleiste und Fensterleiste WN13	
P4	2	20	90	1990		Türleiste DR 16	
							
P7	4	20	90	1250		Fensterleiste WN013	
P8	4	20	90	1690		Fensterleiste WN13	



# Wandpläne 1, 2, A und B Nordkap 70-D



# Stückliste 1

## Nordkap 70-D

		70x130
		001 / 2 1. rida
		002 / 2
		003 / 15
		004 / 13
		005 / 1
		006 / 1
		007 / 1
		008 / 1 Pikikalle
		009 / 1



# Stückliste 2

## Nordkap 70-D

70x130

	010 /1
	011 /1
	012 /1 Pikikalle
	013 /1 1. rida poolik
	014 /1 1. rida poolik
	015 /1
	016 /15
	017 /6
	018 /8

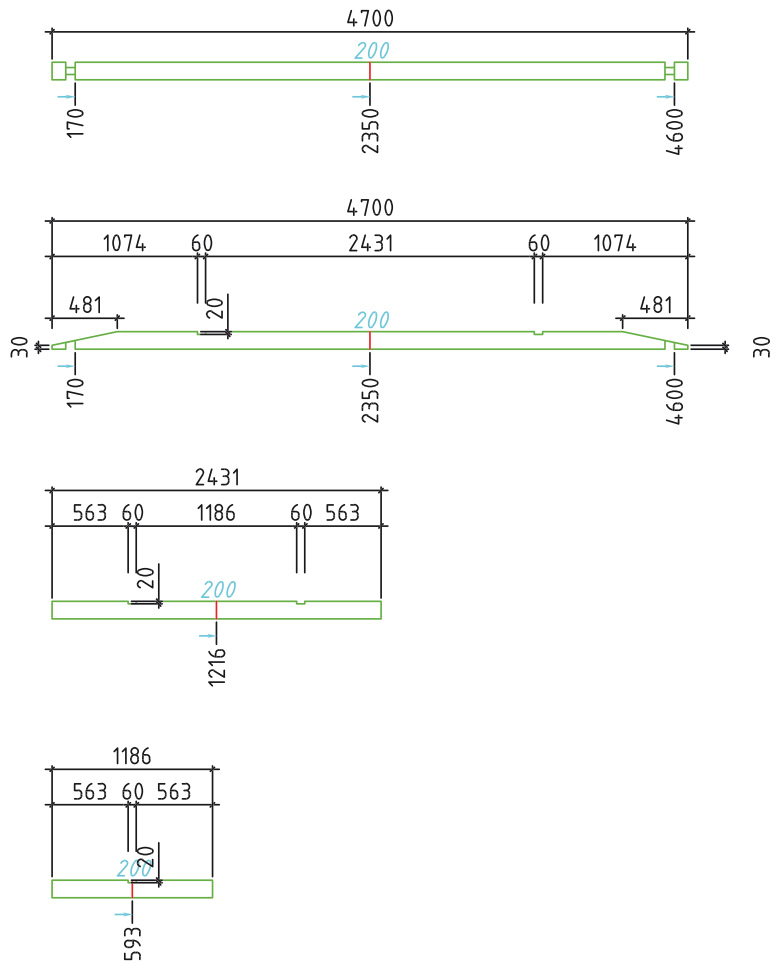
# Stückliste 3 Nordkap 70-D

70x130

	019 / 8
	020 / 1 Kelp
	021 / 11 Kelp
	022 / 1
	023 / 1
	024 / 1 Kelp
	025 / 1 1. rida poolik
	026 / 1

# Stückliste 4 Nordkap 70-D

70x130



027 /14

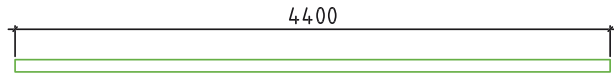
028 /1  
Kelp

029 /1

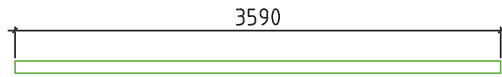
030 /1

# Stückliste 5

## GROUNDFRAME

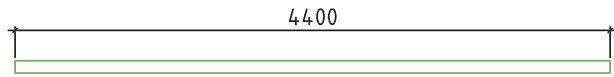


GR1 /2  
45x90



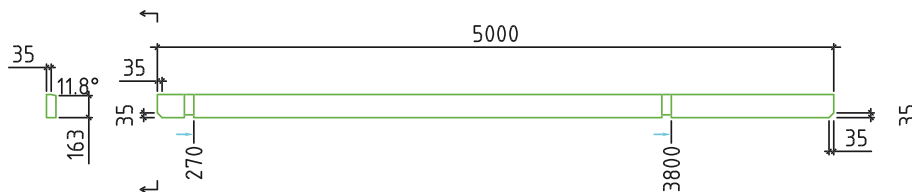
GR2 /2  
45x90

## FLOORBEAMS

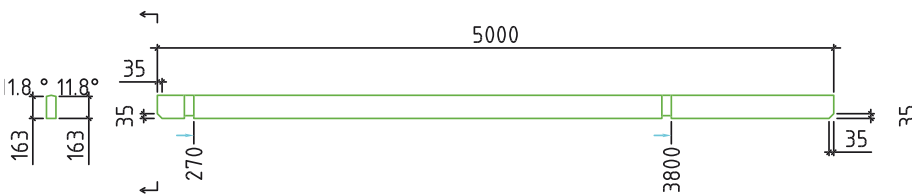


FB1 /6  
45x90

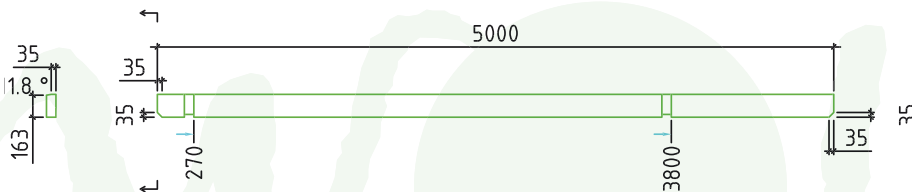
## Purlins



Pr1 /2  
70x170(60x150)



Pr2 /1  
70x170(60x150)



Pr3 /2  
70x170(60x150)

# Detail Nordkap 70-D

