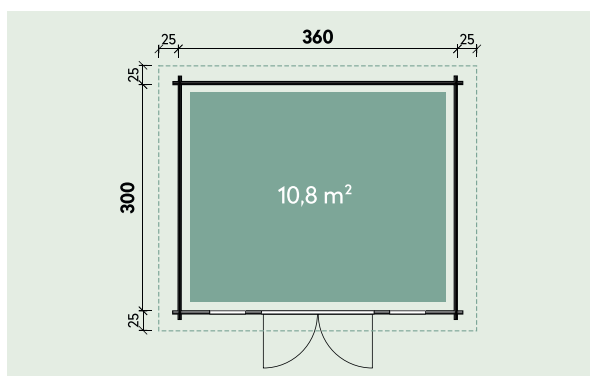


Technische Daten

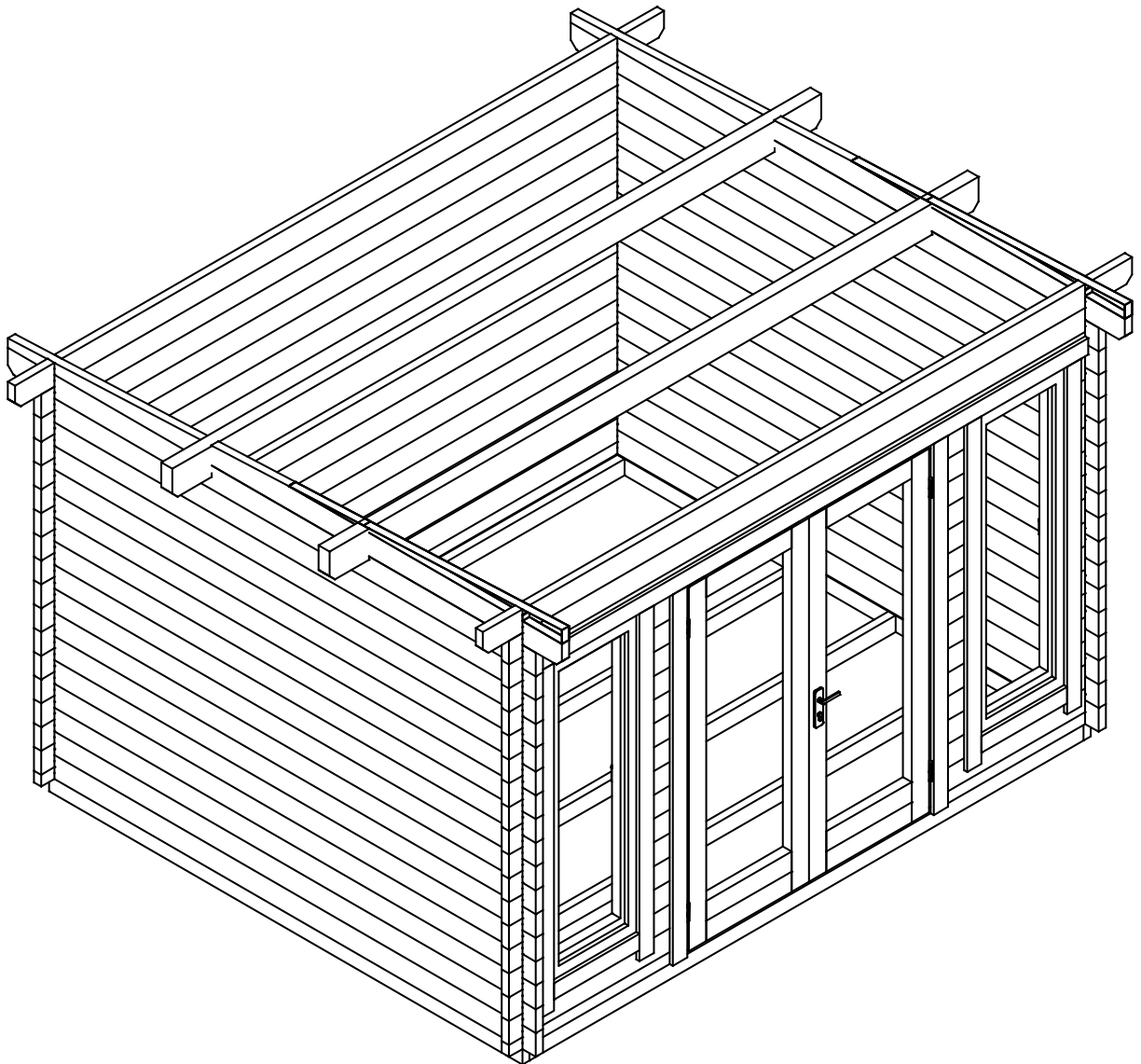


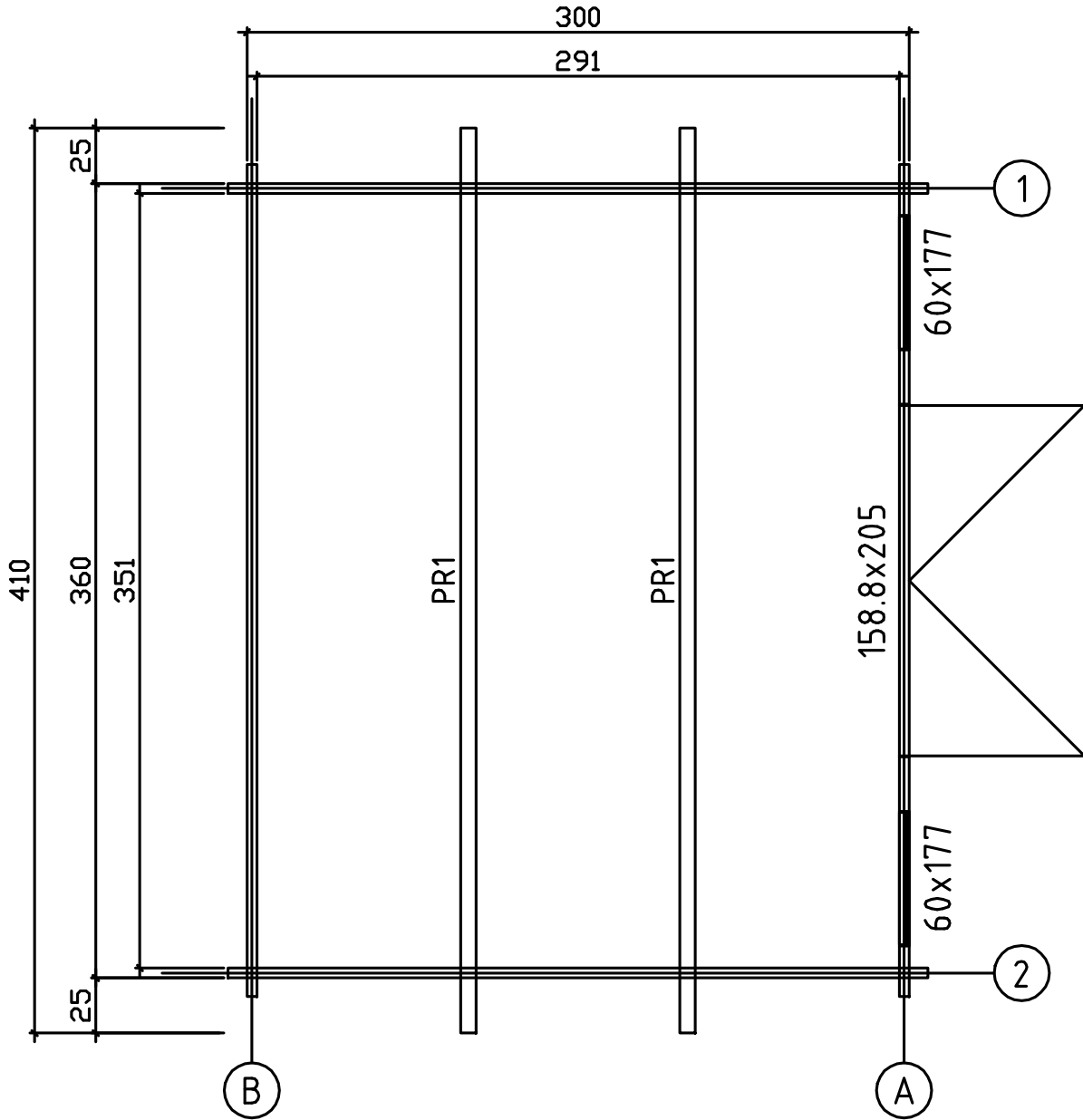
Artikelnummer:

847 300, 830 901, 830 902, 830 903, 830 904

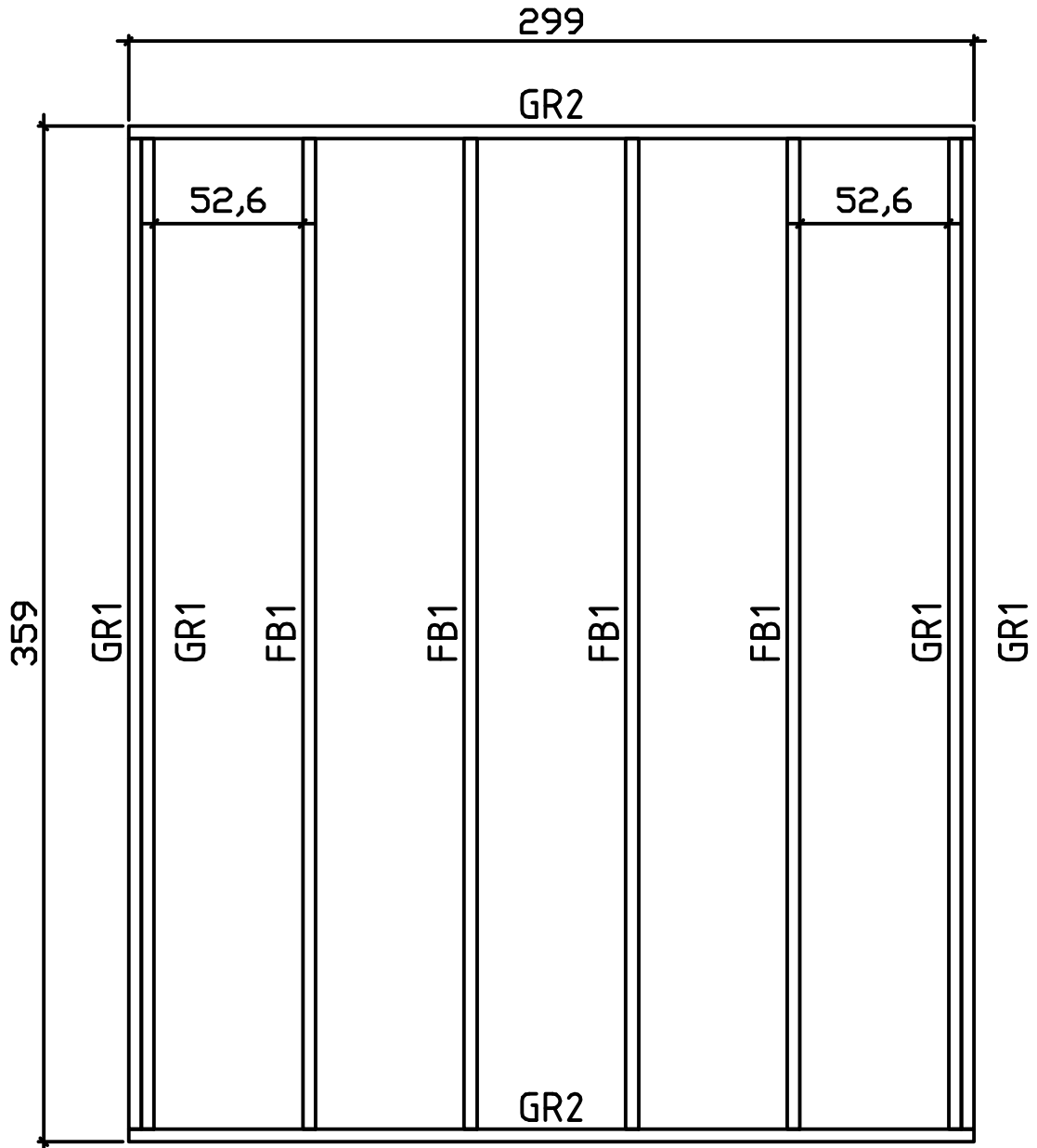


Kontrolliert durch:





































Wir empfehlen als Fundament für Ihr Gartenhaus eine vollflächig festgegründete, gepflasterte oder betonierte Fläche. Wahlweise ist auch ein Punkt- oder Streifenfundament möglich.



Nr.		Menge	Profil (mm)	Länge (mm)
001		2	45x130	3170
002		2	45x130	3170
003		28	45x130	3170
004		2	45x130	3335
005		2	45x106	1223
006		2	45x130	933
007		2	45x130	1223
008		2	45x76	1728
009		2	45x65	1086
010		2	45x130	1086
011		2	45x130	1086
012		26	45x130	230
013		26	45x130	246
014		1	45x130	3770
015		1	45x130	3770
016		1	45x130	4100
017		1	45x65	3770
018		1	45x130	3770
019		15	45x130	3770
020		1	45x130	4100
GR1		4	45x90	3500
GR2		2	45x90	2990
FB1		4	45x90	3500
PR1		2	70x170	4100
	Fenster 600x1770	2		

Nr.		Menge	Profil (mm)	Länge (mm)
	Tür 1588x2050	1		
	<p>Dachblende R1 - 2 pcs.</p>  <p>Dachblende R2 - 2 pcs.</p> 			
1	Screws/Schrauben/Vis 5x100 mm- For fixing first row of wall logs /Fixierung des ersten Bohlenkranzes/Pour fixer les lamesde plancher		6	
2	Nails/Nägél/Clous 2.5x50 - For fixing floorboards/ Befestigung Fussbodenbretter/Pour fixer les lames de plancher		250	
3	Nails/Nägél/Clous 2.5x50 - For fixing roofboards/ Befestigung Dachbretter/Pour fixer les voliges		250	
4	Nails/Nägél/Clous 2.5x50 - For fixing floor edge trims/ Befestigung Fussleisten/Pour fixer les plinthes du plancher		30	
5	Screws/Schrauben/Vis 2,5x50 mm- For fixing parapet / Befestigung parapet / Pour fixer les parapet		145	
6	Screws/Schrauben/Vis 2,5x50 mm- For fixing window and door trims/ Befestigung Fenster und türen/ Pour fixer les croisillons des fenestres et des portes			
7	Metal storm Brace/Gewindestange/Tige filetee 8 mm		3	
8	<p>Shim,Nuts/Mutter ,U-Scheibe/Ecrou,Rondelle 8 mm For fixing storm braces/ Pour fixer les anti tempete/ Für Sturmleisten Pour fixer les croisillons des fenestres et des portes</p> <p>Metal storm Brace/Gewindestange/Tige filetee 8 mm KL1 M8 2,44 m 2 Screws 180 6 pcs. KL2 M8 2,38 m 1 Plastic caps 3 pcs.</p>	  /  	3/3	
9	Roofing felt/Dachpappe/Feutre de toiture		10+15	
10	Nails/Nägél/Clous - For fixing roofing felt/ Befestigung Dachpappe/Pour fixer les feutre de toiture		160	

					Teileliste	
POS	ST.	B	H	L		
FB1	Vt. spetsi					FUNDMENTHOLZER
F1	10,2m ²	28		2905		FUSSBODENBRETTER
PR	2	70	170	4100		DACHBALKEN
RB1	14,4m ²	20		3503		DACHBRETTER
R1	2	20	360	4140		Dachblende
R2	2	20	360	3545		Dachblende
R3	2	45	45	4100	<input type="checkbox"/>	BEFESTIGUNG DACHBRETTER 
R4	2 2	45	90	250 295	<input type="checkbox"/>	BEFESTIGUNG PARAPET 
DR1 WN1	1 2	1588 600	2050 1770	<div style="display: flex; justify-content: space-around; align-items: center;"> <div style="text-align: center;"> <p>P2</p>  </div> <div style="text-align: center;"> <p>P2</p>  </div> </div>		
P1	14m	20	40			Fussbodenleiste
P2	1+1	20	90	3490		Türleiste DR1,WN1 
P3	2+2	20	90	2030		Türleiste DR1 
P4	4+4	20	90	1920		Fensterleiste WN1 
P5	2+2	20	90	540 570		Fensterleiste WN1 