

Technische Daten: Art.-Nr.: 846450

Wandaußenmaß: 530 x 530 cm

Bohlenstärke: 44 mm

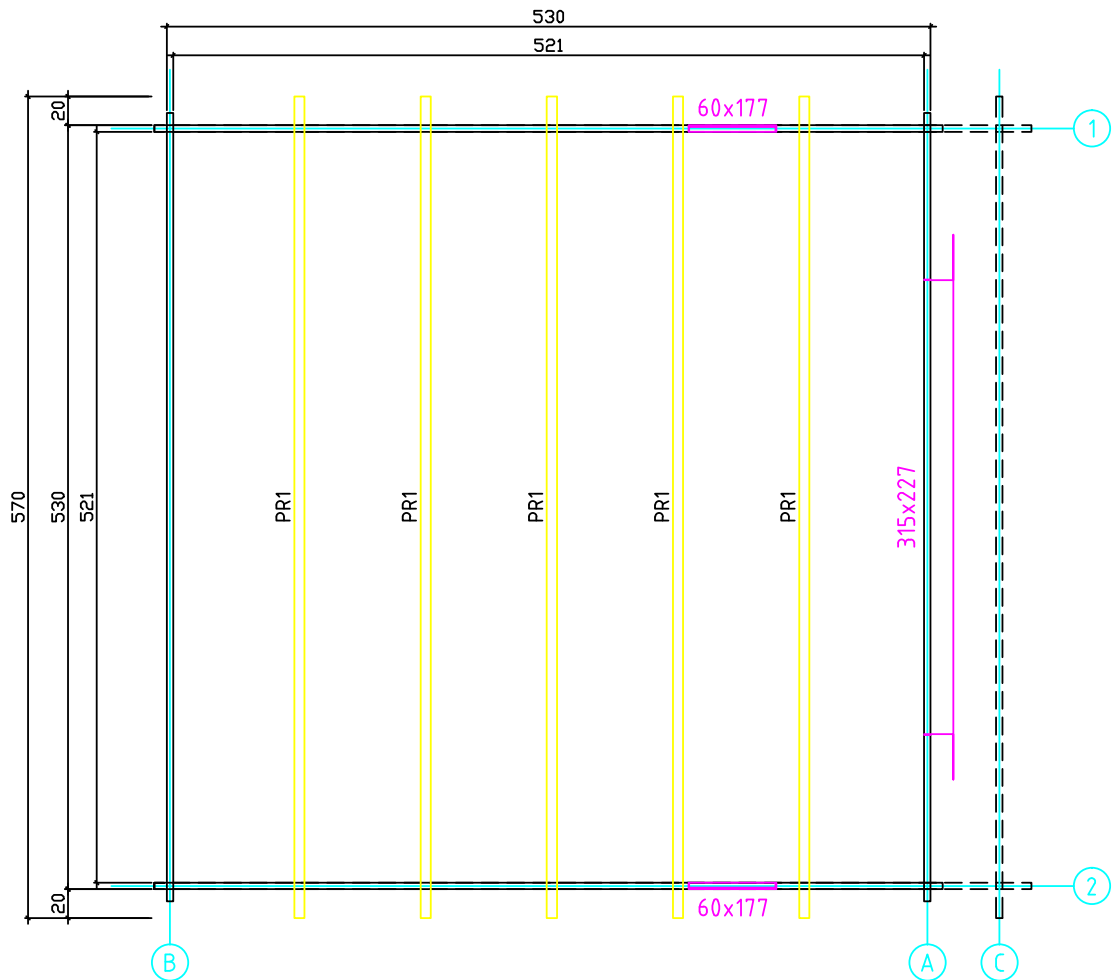
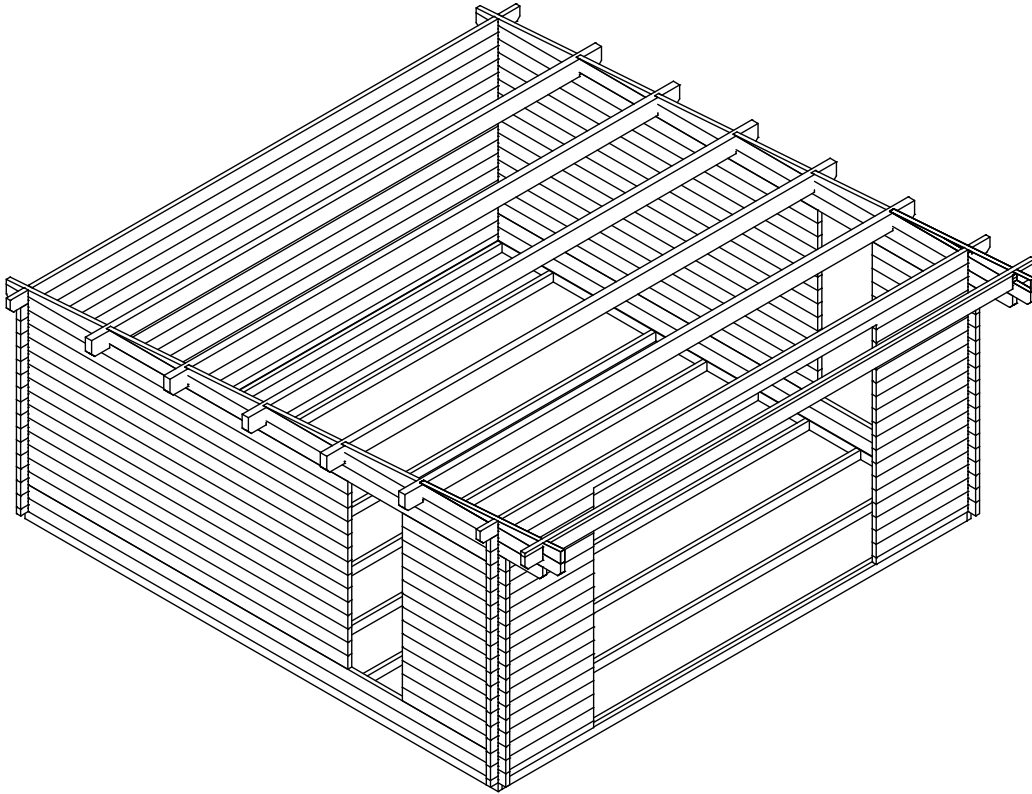


Trondheim 70-D XL mit Schiebetür. Durch Kunden farblich endbehandelt.

Kontrolliert durch:

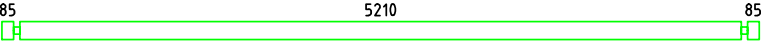
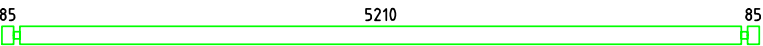
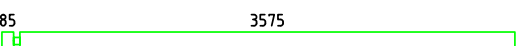

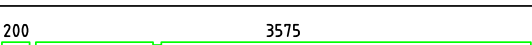
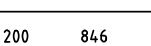
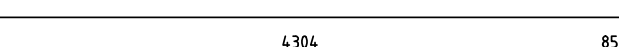







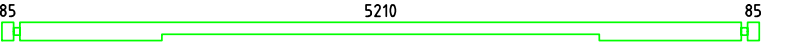
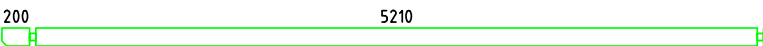
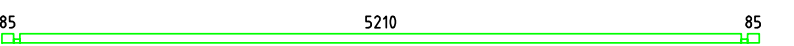
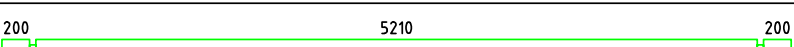



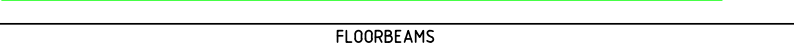
Achtung: Alle angegebenen Maße sind ca.-Maße!

3D-Darstellung und Grundriss 846450



Teileliste 1

846450

| Pos | | Quantity | Profil (mm) | Lenght (mm) |
|-----|--|----------|-------------|-------------|
| 001 |  | 2 | 45x130 | 5470 |
| 002 |  | 17 | 45x130 | 5470 |
| 003 |  | 26 | 45x130 | 3705 |
| 004 |  | 62 | 45x130 | 1155 |
| 005 |  | 2 | 45x130 | 3820 |
| 006 |  | 2 | 45x128 | 1091 |
| 007 |  | 2 | 45x130 | 4434 |
| 008 |  | 4 | 45x63 | 846 |
| 009 |  | 4 | 45x128 | 846 |
| 010 |  | 2 | 45x130 | 3098 |
| 011 |  | 2 | 45x130 | 1546 |
| 012 |  | 2 | 45x117 | 1576 |
| 013 |  | 2 | 45x65 | 1155 |
| 014 |  | 1 | 45x130 | 5470 |
| 015 |  | 2 | 45x130 | 5700 |
| 016 |  | 1 | 45x65 | 5470 |
| 017 |  | 1 | 45x130 | 5700 |
| 018 |  | 1 | 45x37 | 5700 |
| GR2 |  | 2 | 45x90 | 5290 |
| GR1 |  | 4 | 45x90 | 5200 |
| FB1 |  | 8 | 45x90 | 5200 |
| PR1 |  | 5 | 70x170 | 5700 |
| | WINDOW 600x1770 | 2 | | |
| | DOOR 3150x2270 | 1 | | |

Teileliste 3

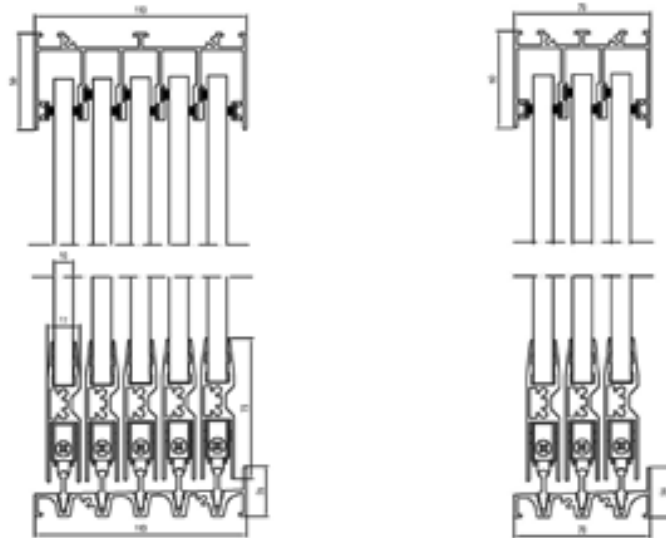
846450

| POS | ST. | B | H | L | Teileliste |
|-----|--|-----|------|-----------------------|--|
| FB1 | Vt. spetsi | | | | FUNDMENTHOLZER |
| F1 | 27,1m ² | 28 | | 5205 | FUSSBODENBRETTER |
| PR | 5 | 70 | 170 | 5700 | DACHBALKEN |
| RB1 | 16,4m ² 19m ² | 20 | | 2880 3337 | DACHBRETTER |
| R1 | 2 | 20 | 140 | 5740 | <small>Vezta ketise kalenirka</small> Traufenbretter |
| R2 | 2 | 45 | 65 | 5700 | <small>Vezta ketise kalenirka</small> Traufenbretter |
| R3 | 4 | 20 | 140 | 3200 | <small>Vezta ketise kalenirka</small> Giebelabschlussleiste |
| R4 | 4 | 20 | 90 | 3200 | Giebelabschlussleiste |
| WN1 | 2 | 600 | 1770 | | <div style="display: flex; justify-content: space-around; align-items: center;"> <div style="text-align: center;"> <p>P2</p> <p>P3</p> </div> <div style="text-align: center;"> <p>P4</p> <p>P5</p> </div> </div> <p style="text-align: center;">P6</p> <p style="text-align: center;"> 45x140x3150 mm - 1 pcs. 45x70x2130 mm - 2 pcs. 20x45x3010 mm - 1 pcs. </p> |
| P1 | 22m | 20 | 40 | | Fußbodenleiste |
| P2 | 2+2 | 20 | 90 | 3600 | Türleiste |
| P3 | 4+4 | 20 | 90 | 2150 | Türleiste |
| P4 | 2+2 | 20 | 90 | 900 | Fensterleiste WN1 |
| P5 | 4+4 | 20 | 90 | 1920 | Fensterleiste WN1 |
| P6 | 2+2 | 20 | 90 | 540 570 | Fensterleiste WN1 |

Teileliste 4

846450

AL23 Hohes System



Übersicht Material tiefes System AL23

| | |
|---|---|
|  Oberschiene 3 spurig |  Oberschiene 5 spurig |
|  Hohe Unterschiene 3 spurig |  Hohe Unterschiene 5 spurig |
|  Seitenprofil |  Burstenprofil (optional) |

Teileliste 5

846450

Übersicht Material tiefes System AL23



Schloss Edelstahl
(optional)


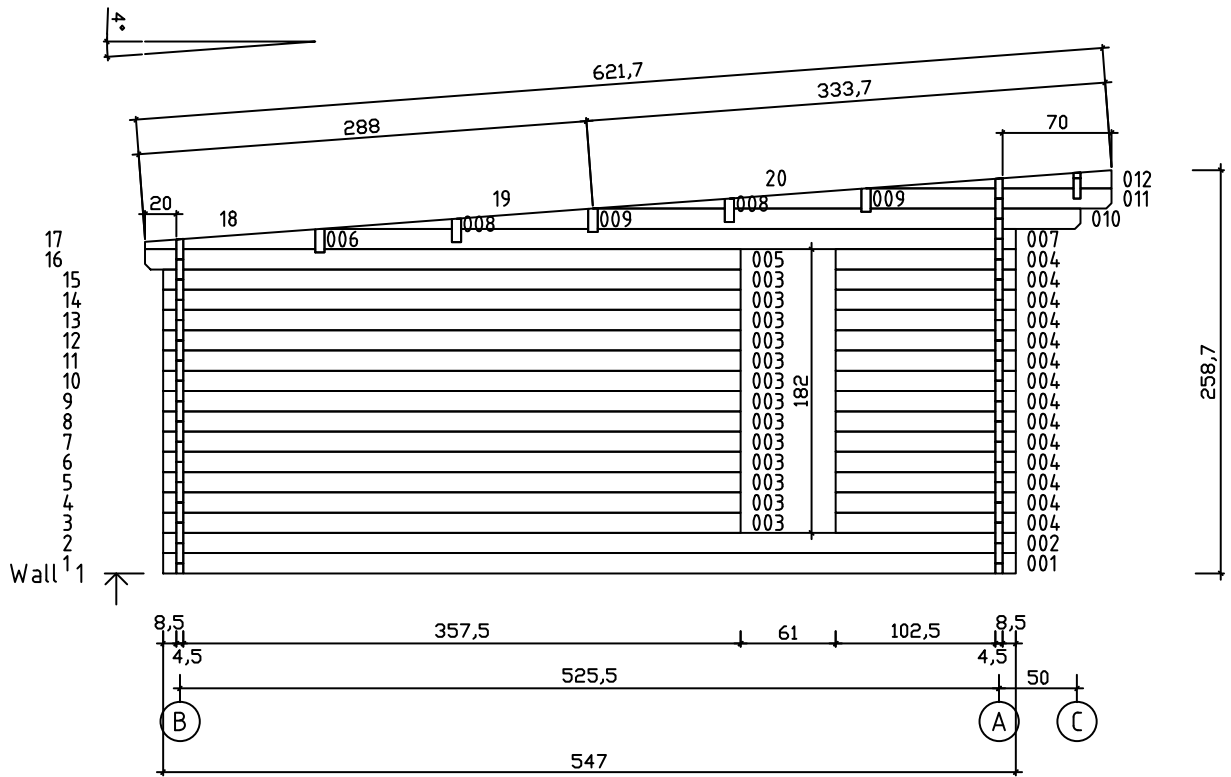


Türgriff Edelstahl

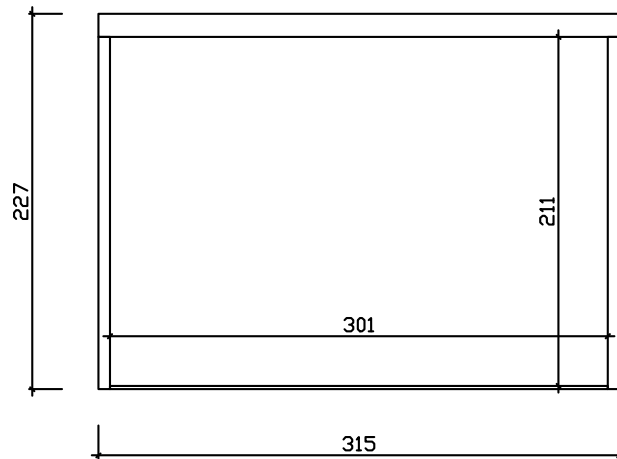
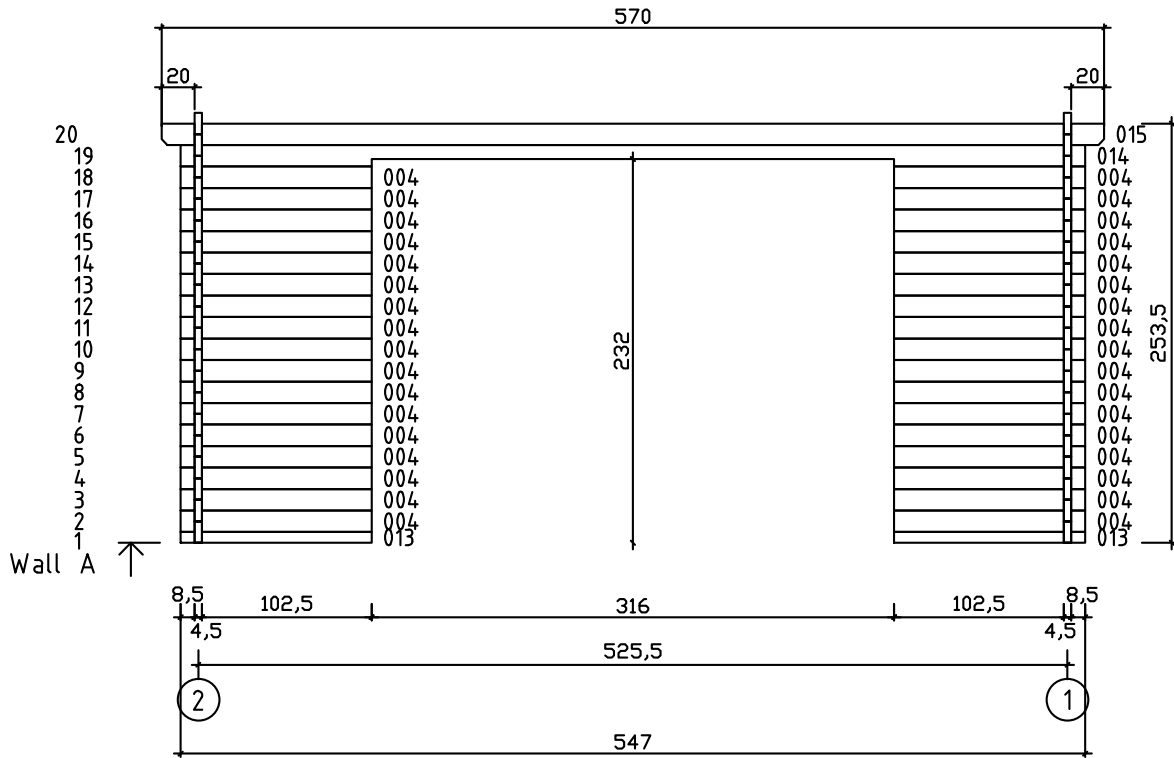


Panelstopper


Wandplan 1 und 2 846450



Wandplan A 846450



Wandplan B und C 846450



Vorgelagerte Vordachbohle vor Wand A

