

Technische Daten

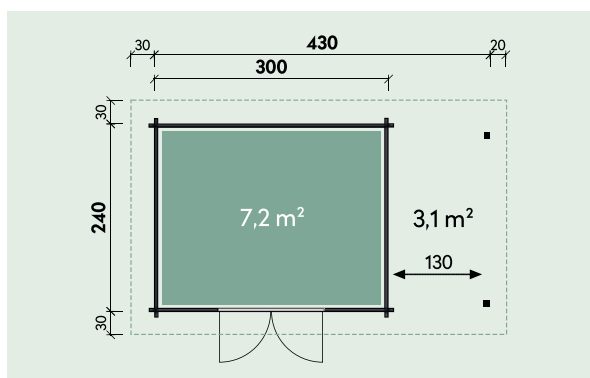


FARB-BEHANDLUNG
Fichte
Bernstein
Gletschergrau
Felsgrau

Artikelnummer:

534 350 ist Bestandteil von

534 212, 830 981, 830 982, 830 983, 830 984

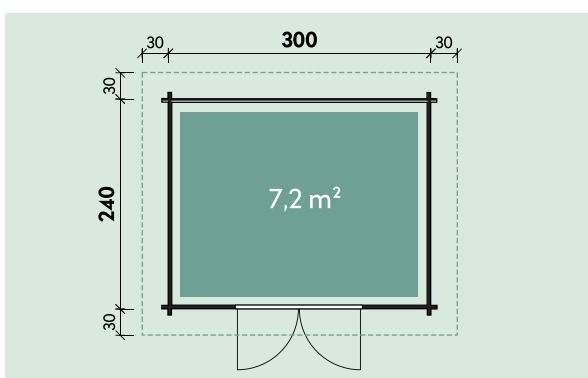


Kontrolliert durch:

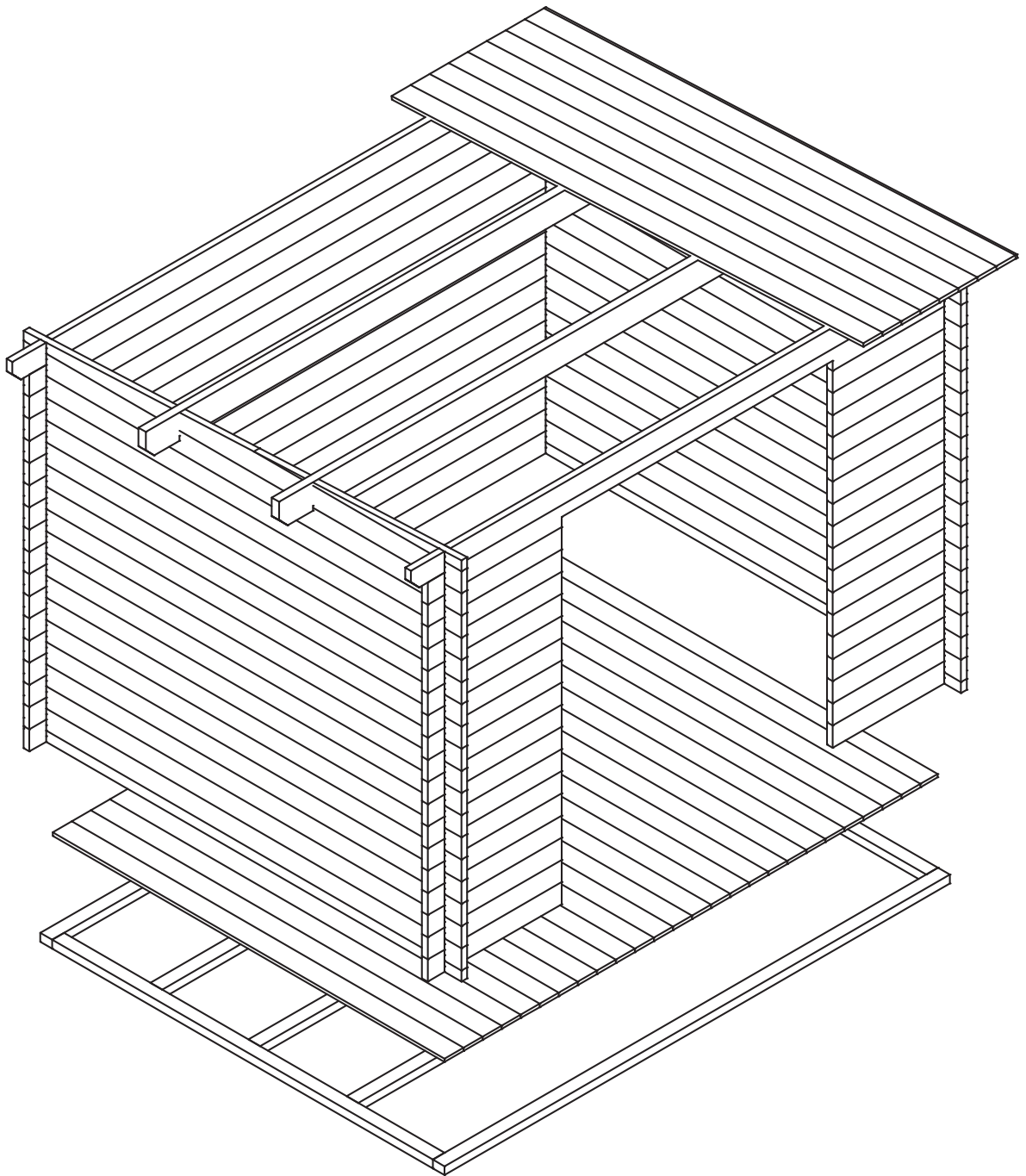
Technische Daten

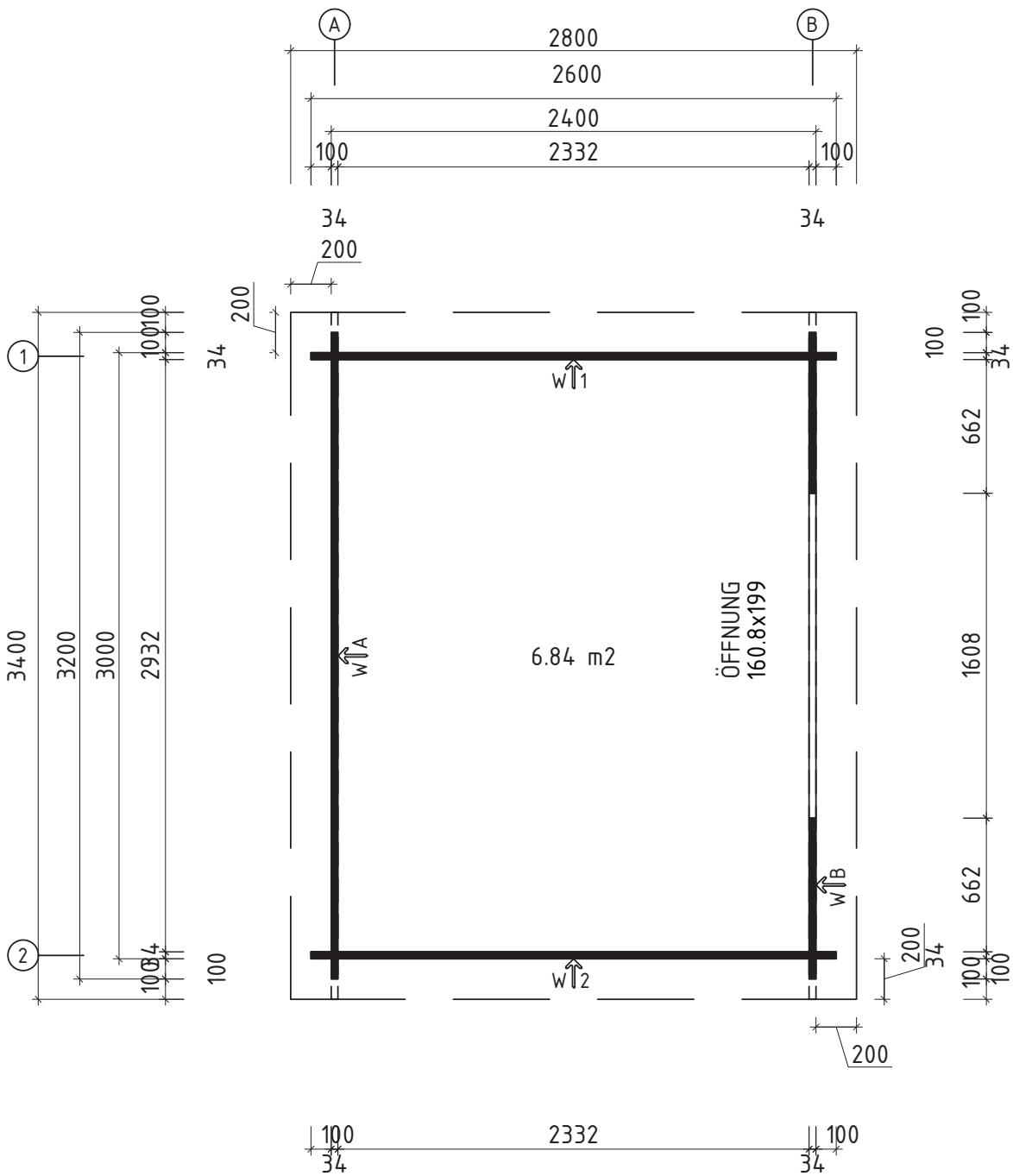


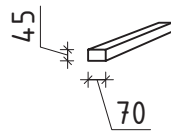
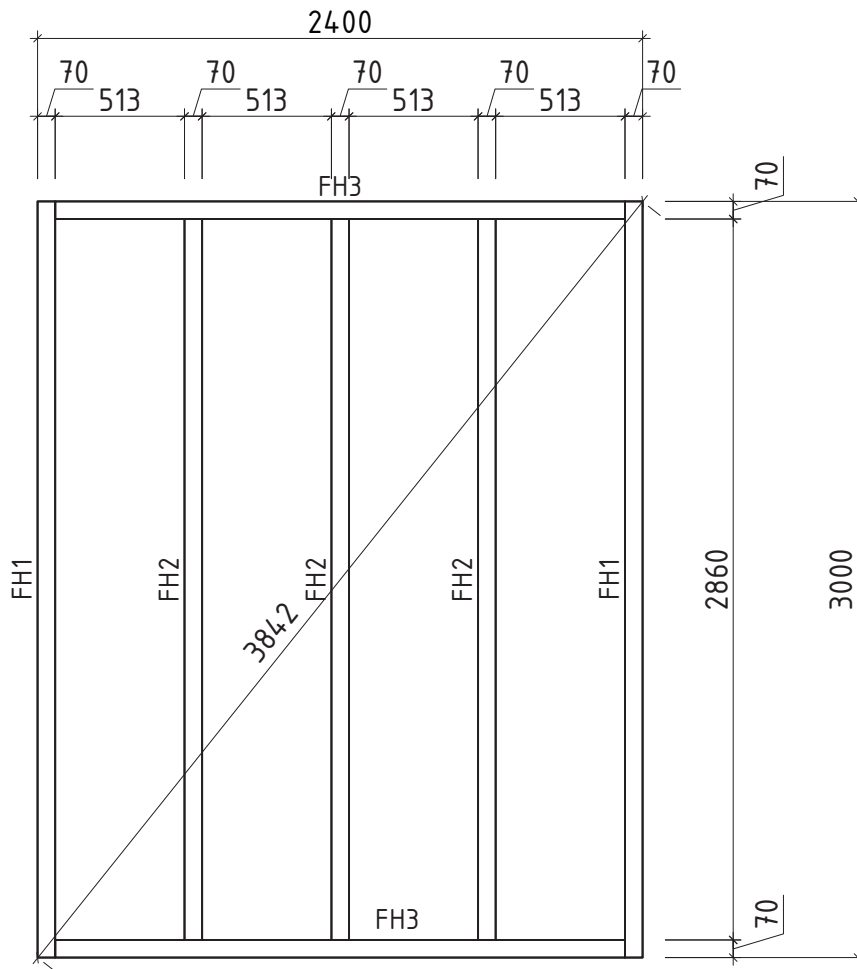
534 350







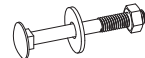
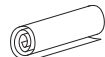
Kontrolliert durch:

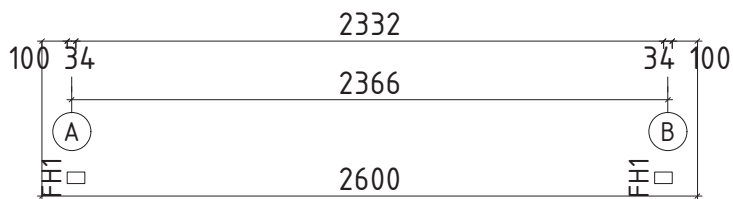

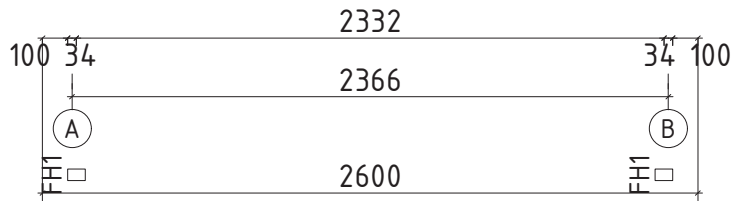



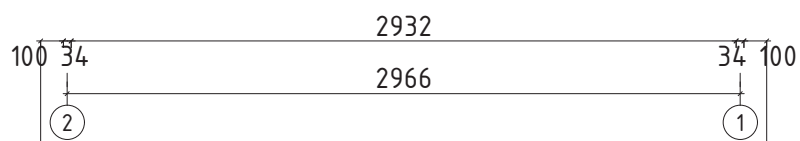
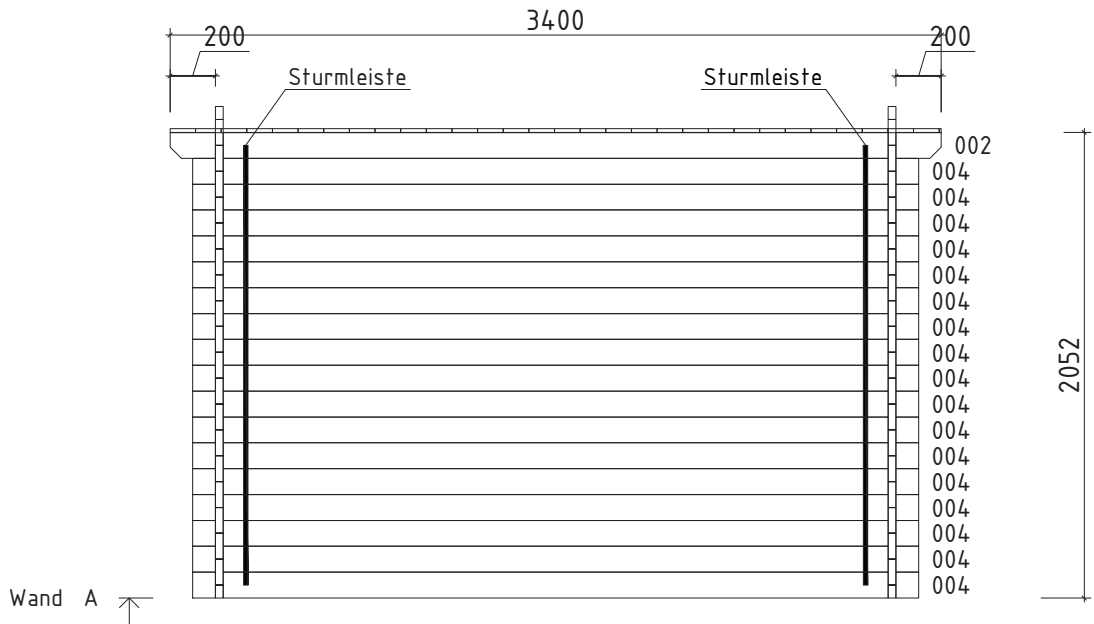
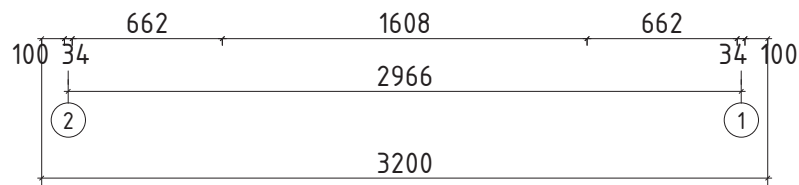
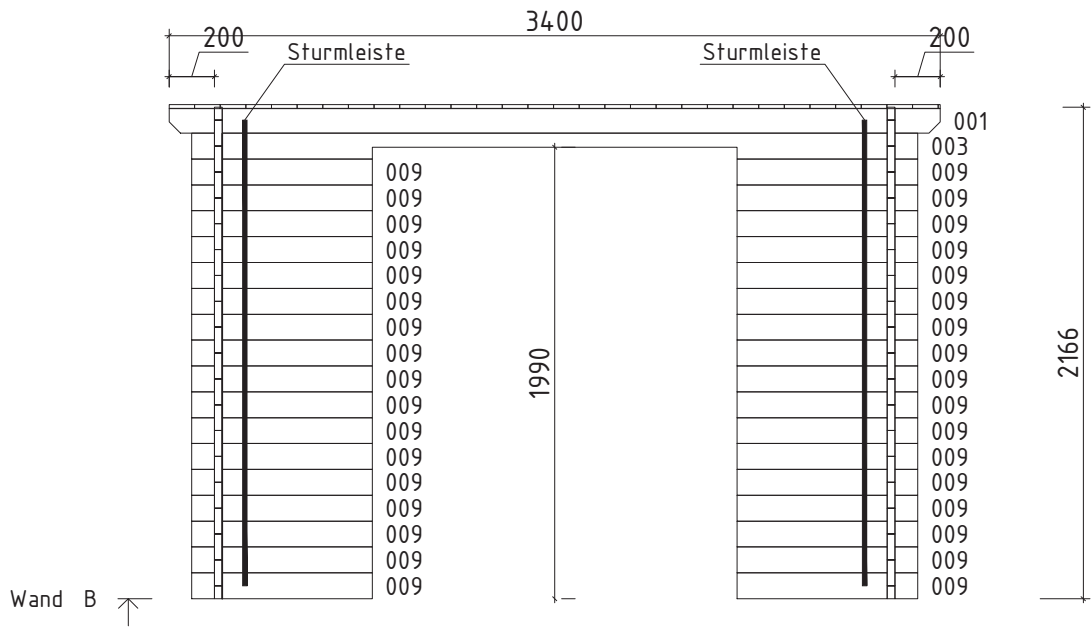


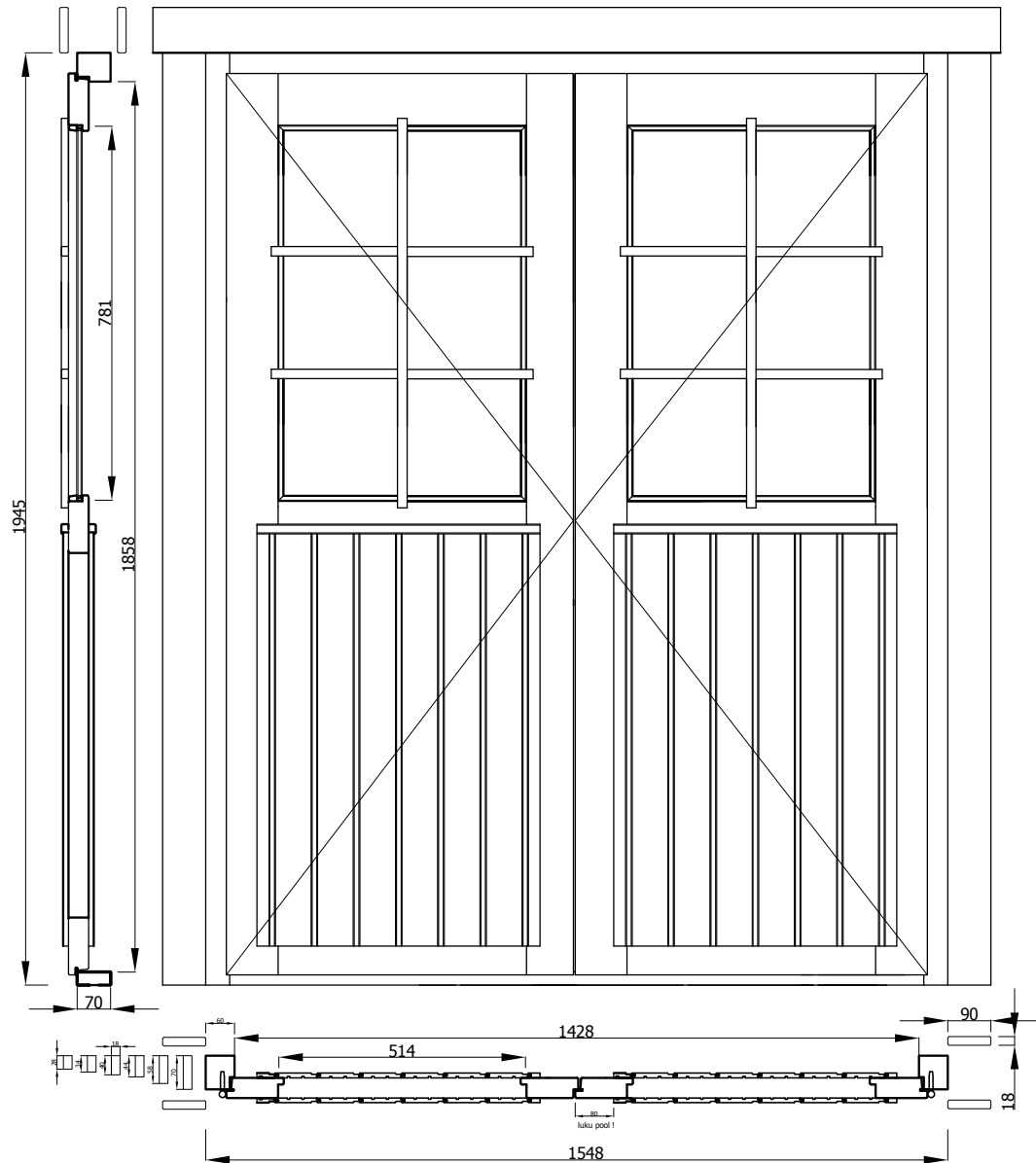


Pos	Teilleiste Pulti B ohne Tür_34	Stck	Profil (mm)	Länge (mm)	
001		1	34x109	3400	
002		1	34x114	3400	
003		1	34x114	3200	
004		17	34x114	3200	
006		32	34x114	2600	
007		2	34x57	2600	
009		34	34x114	796	
W1-1		1			
W2-1		1			
FH1	FUNDAMENTHÖLZER (imprägniert)	2	70x45	3000	
FH2	FUNDAMENTHÖLZER (imprägniert)	3	70x45	2860	
FH3	FUNDAMENTHÖLZER (imprägniert)	2	70x45	2260	
PF1	PFETTEN	2	44x145	3400	
	DACHBRETT		31+1	113x18	2805
	FUSSBODENBRETT		26+1	113x18	2325
	FUSSBODENLEISTEN			18x40	11.0lfm
G02-1	GIEBELBRETT 18x120		2	18x120	2825
G05-1	GIEBELDECKLEISTEN 18x40		2	18x40	2805
T02-1	TRAFENBRETT 18x120		1	18x120	3436
T01-1	TRAFENBRETT 18x95		1	18x95	3400
T04-1	TRAFENDECKLEISTEN 18x40			18x40	3.5lfm
T06-1	TRAFENLEISTEN 18x40			18x40	7.0lfm
SM-1	Sturmleisten		2	18x40	1940
SM-2	Sturmleisten		2	18x40	2050
SH	Schlaghölzer		3		
Kood	Pulti B ohne Tür_34	Materjal	Leht	1/2	

Pos	Teileliste Pulti B ohne Tür_34		Stck.	Profil (mm)	Länge (mm)
NG01	DACHPAPPNÄGEL 2.8x15		220		
NG04	NÄGEL 2.5x50	Dachbretter Fussbodenbretter	508		
SR32	SCHRAUBEN 3.0x30	Fussbodenleiste Traufenleiste 40x18 Traufendeckleiste 40x18 Giebeldeckleiste 40x18	55		
SR37	SCHRAUBEN 3.5x45	Traufenbretter 95x18, 120x18 Giebelbretter 18x120	20		
SR57	SCHRAUBEN 5.0x100	Fundamenthölzer	28		
SS024	Schloßschrauben M8x70 Mutter M8 U-Scheibe Ø25 - Befestigung für Sturmleisten		12		
KP-1	DACHPAPPE		✓	3.4m-4st	14.0lfm
	✓ - bitte selber anpassen (falls nötig)!				
Kood	Pulti B ohne Tür_34		Materjal	Leht	2/2







Lochmaß: 1588 x 1965 mm

Rahmenaußenmaß: 1548 x 1945 mm

Durchgangsmaß: 1428 x 1858 mm

Glasmaß: 514 x 781 mm

Glasstärke: 4/8/4 mm

Technische Daten: Art.-Nr.: 700 200

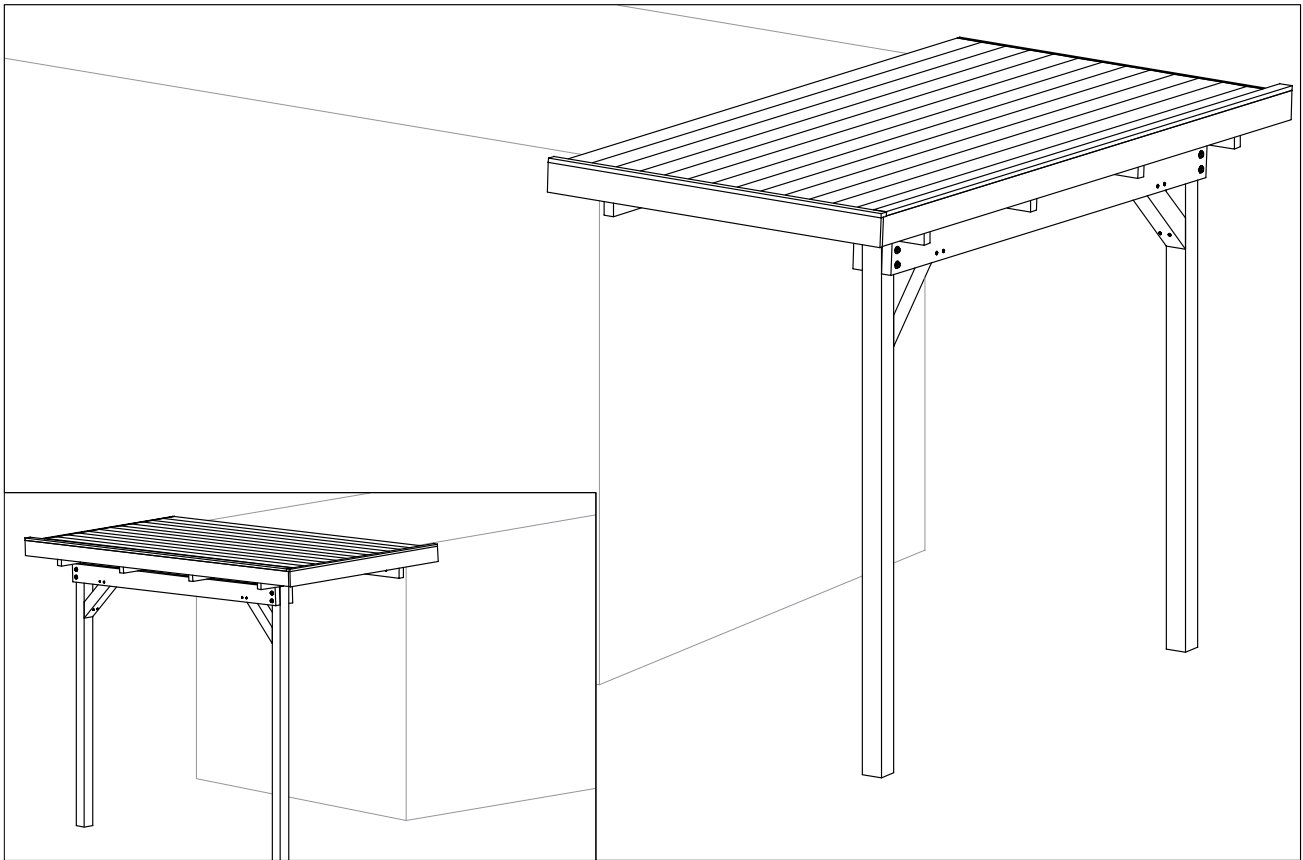
Wandaußenmaß: 150 x 300 cm



Kontrolliert durch:

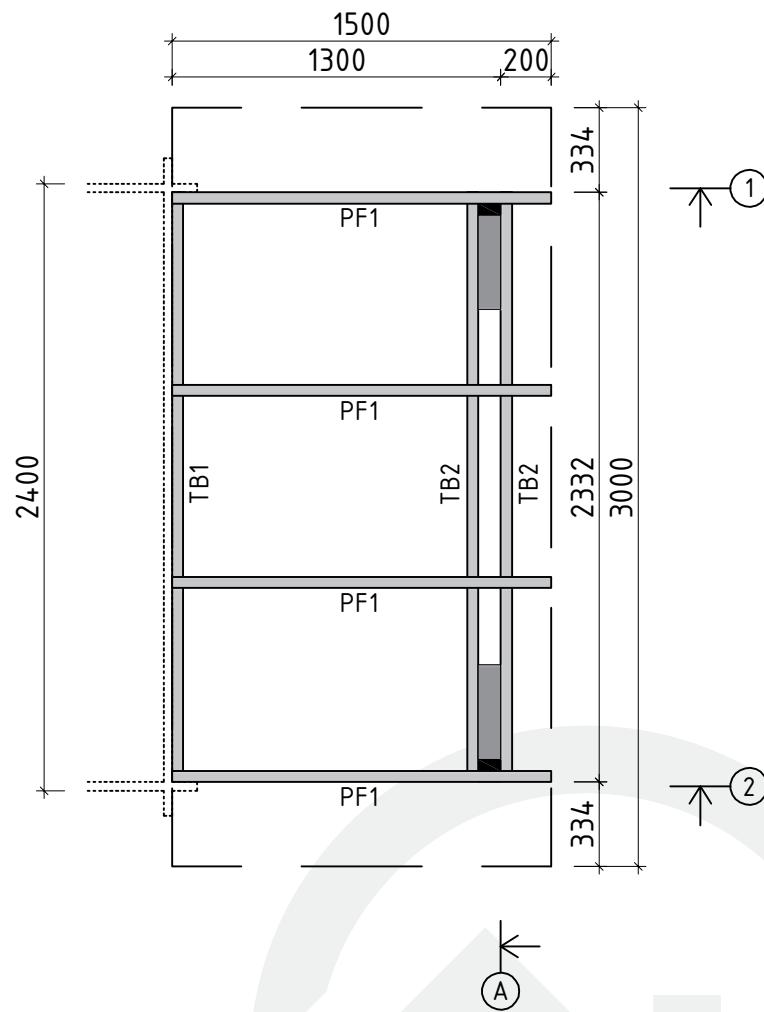
Achtung: Alle angegebenen Maße sind ca.-Maße!

3D-Darstellung Art.-Nr. 700 200






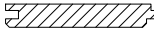
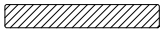





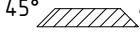
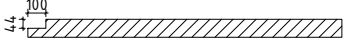





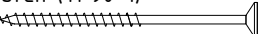


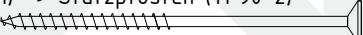

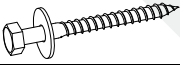

Grundriss

Art.-Nr. 700 200



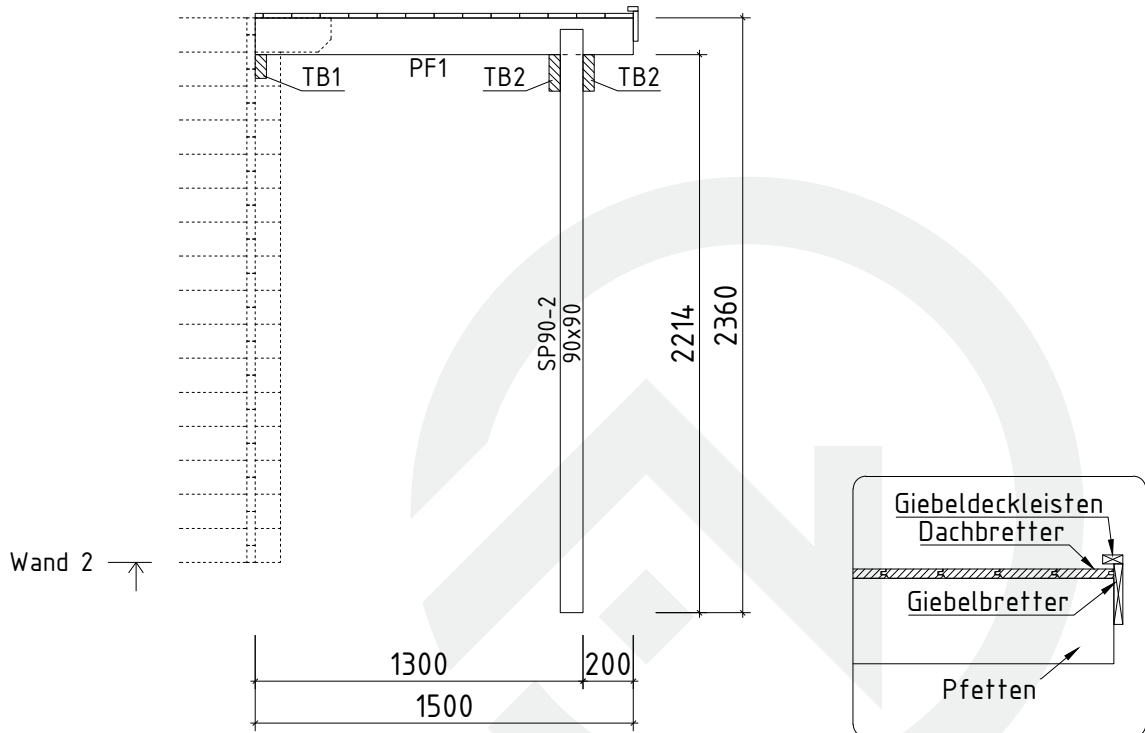
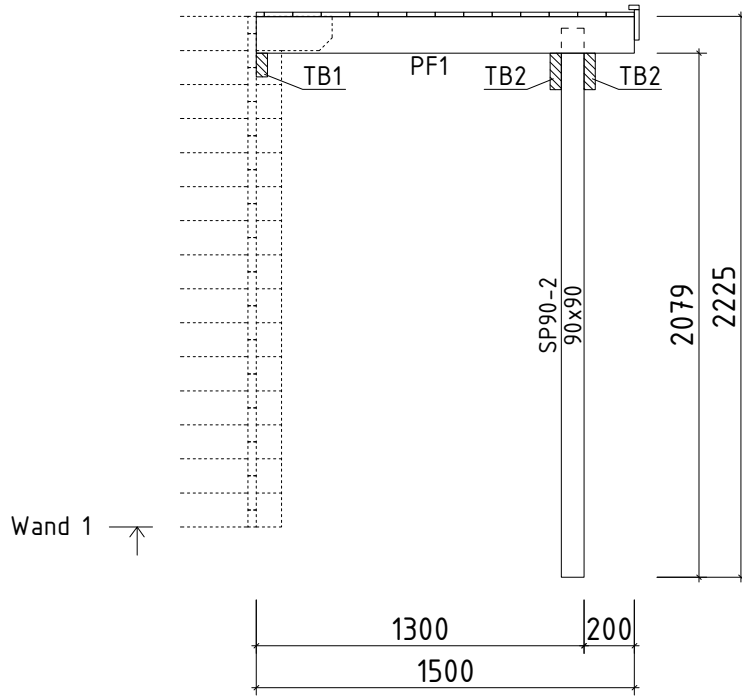
Teileliste 1

Art.-Nr. 700 200

Pos		Stck	Profil (mm)	Länge (mm)
TB2	TRÄGEBALKEN 	2	44x145	2330
TB1	TRÄGEBALKEN 	1	44x94	2330
PF1	PFETTEN 	4	44x145	1500
	DACHBRETTER 	14+1	113x18	3005
G02-1	GIEBELBRETTER 18x120 	1	18x120	3025
G05-1	GIEBELDECKLEISTEN 18x40 	1	18x40	3025
T02-1	TRAUFBRETTER 18x120  ✓	1	18x120	1520
T01-1	TRAUFBRETTER 18x90  ✓	1	18x90	1520
T04-1	TRAUFENDECKLEISTEN 18x40  ✓	1	18x40	1520
T06-1	TRAUFENLEISTEN 18x40  ✓	2	18x40	1520
TP90-1	STÜTZPFOSTEN 90x90  45° 45°	2	90x90	550
TP90-2	STÜTZPFOSTEN 90x90  100	2	90x90	2310
W01	Winkel 40x40x40 	4		
NG01	DACHPAPPNÄGEL 2.8x15 	100		
NG04	NÄGEL 2.5x50 Dachbretter 	112		
SR32	SCHRAUBEN 3.0x30 Giebeldeckleisten Traufenleisten, Traufendeckleisten 	15		
SR37	SCHRAUBEN 3.5x45 Giebelbretter, Traufenbretter 	12		
SR57	SCHRAUBEN 5.0x100 Trägebalken (TB2) -> Stützpfeosten (TP90-1) 	8		
SR51	SCHRAUBEN 5.0x30ÜP Winkel (W01) 	32		
SR55	SCHRAUBEN 5.0x70 Stützpfeosten (TP90-2) -> Pfetten (PF1) 	4		
SR61	SCHRAUBEN 6.0x140 Stützpfeosten (TP90-1) -> Stützpfeosten (TP90-2) 	4		
SS32	Schloßschrauben M8x100 Mutter M8 U-Scheibe Ø25 	9	M8	
SS56	Sechskant Holzschrauben M10x100 U-Scheibe M10 Ø30 	8	M10	
KP-1	DACHPAPPE  ✓		1,8m-4st.	8,0 lfm
	✓ - bitte selber anpassen (falls nötig!)			

Wandplan 1 und 2

Art.-Nr. 700 200



Wandplan A

Art.-Nr. 700 200

