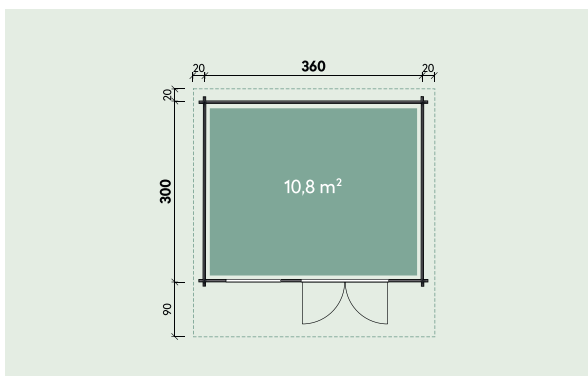


# Technische Daten

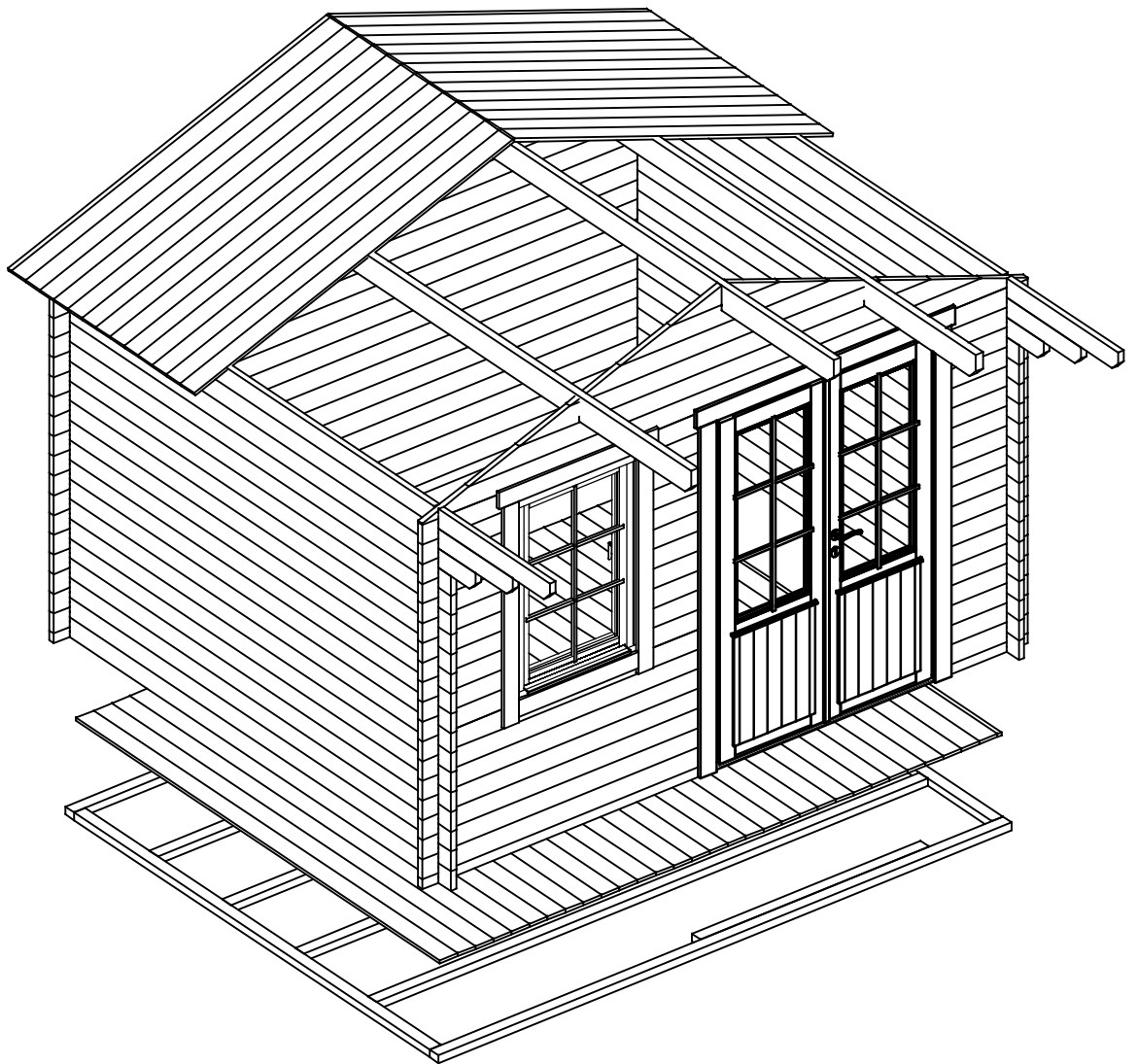


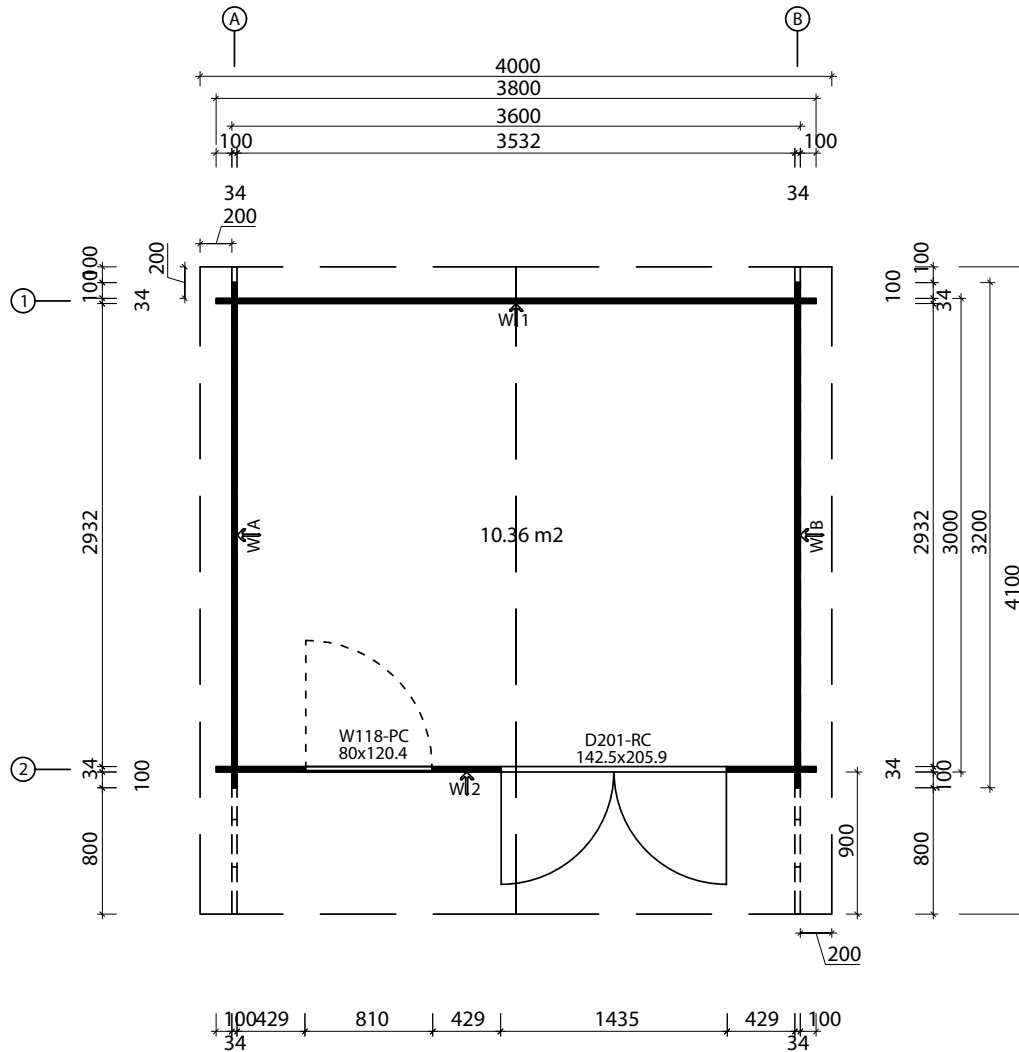
## Artikelnummer:

234 120



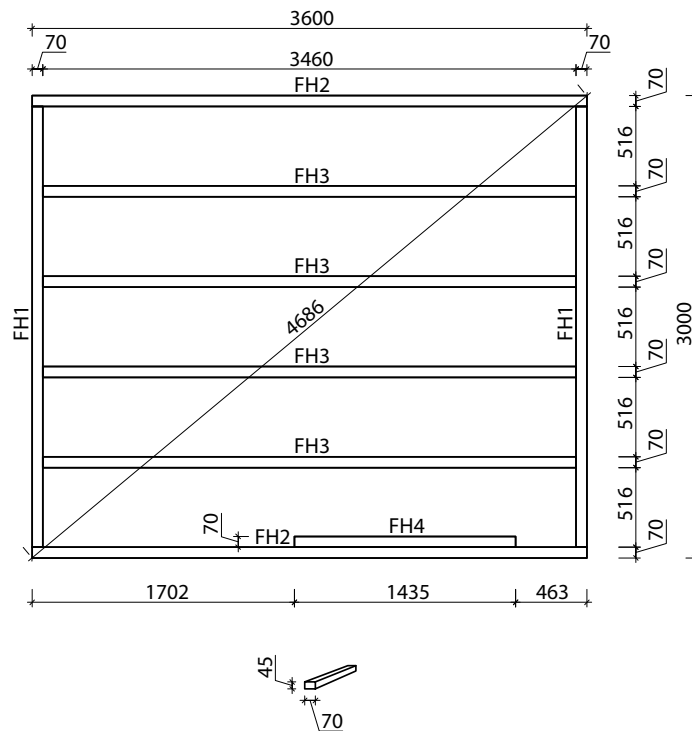
**Kontrolliert durch:**



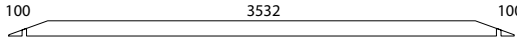
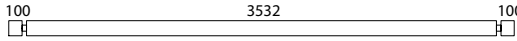
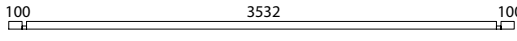
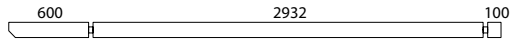
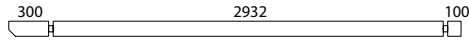

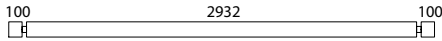


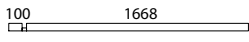
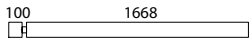
















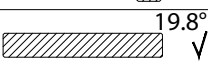














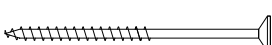
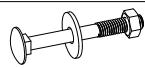


**Q4**-Qualitätsklasse für Fenster und Türen





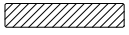







**Wir empfehlen als Fundament für Ihr Gartenhaus eine vollflächig festgegründete, gepflasterte oder betonierte Fläche. Wahlweise ist auch ein Punkt- oder Streifenfundament möglich.**



Pos		Stck.	Profil (mm)	Länge (mm)
001		1	34x114	4100
002		1	34x114	4100
003		2	34x114	3800
004		18	34x114	3800
005		1	34x57	3800
006		2	34x114	3700
007		2	34x114	3400
008		2	34x114	3215
009		32	34x114	3200
010		2	34x114	2581
011		2	34x114	1947
012		1	34x57	1802
013		7	34x114	1802
014		2	34x114	1312
015		1	34x57	563
016		29	34x114	563
017		11	34x114	429
018		4	34x114	317
FH2	FUNDAMENTHÖLZER (imprägniert) 	2	70x45	3600
FH3	FUNDAMENTHÖLZER (imprägniert) 	4	70x45	3460
FH1	FUNDAMENTHÖLZER (imprägniert) 	2	70x45	2860
FH4	FUNDAMENTHÖLZER (imprägniert) 	1	70x45	1435
PF1	PFETTEN 	2	44x145	4100
PF2	PFETTEN 	1	44x145	4100
	DACHBRETTEN 	74+1	113x18	2125

Pos		Stck.	Profil (mm)	Länge (mm)
	FUSSBODENBRETTER 	32+1	113x18	2925
	FUSSBODENLEISTEN 		18x40	15.0lfm
G02-1	GIEBELBRETTER 18x120 	4	18x120	2205
G06-1	GIEBELDECKLEISTEN 18x58 	4	18x58	2205
T06-1	TRAUFELEISTEN 18x40 		18x40	8.5lfm
T07-1	TRAUFELEISTEN 18x58 	2	18x58	4100
GS	Giebelsegment 	2		
SM-1	Sturmleisten 	4	18x40	2050
SH	Schlaghölzer 	3		
NG2 550	NÄGEL 2.5x50 Dachbretter 	444		
NG2 550	NÄGEL 2.5x50 Fussbodenbretter 	384		
SR3 030	SCHRAUBEN 3.0x30 Fussbodenleisten 	26		
SR3 030	SCHRAUBEN 3.0x30 Traufenleisten 	18		
SR3 545	SCHRAUBEN 3.5x45 Giebelbretter 	20		
SR3 545	SCHRAUBEN 3.5x45 Giebeldeckleisten 	20		
SR3 545	SCHRAUBEN 3.5x45 Giebelsegment 	4		
SR3 545	SCHRAUBEN 3.5x45 Traufenbretter 	18		
SR5 0100	SCHRAUBEN 5.0x100 Fundamenthölzer 	36		
SS024	Schloßschrauben M8x70 Mutter M8 U-Scheibe Ø25 - Befestigung für Sturmleisten 	12		
	AchtungDie Giebelbohlen können teilweise schon vormontiert sein! Bitte beachten - diese erscheinen nicht ganz so wie in der Teileliste beschrieben.			
	✓ - bitte selber anpassen (falls nötig)!			



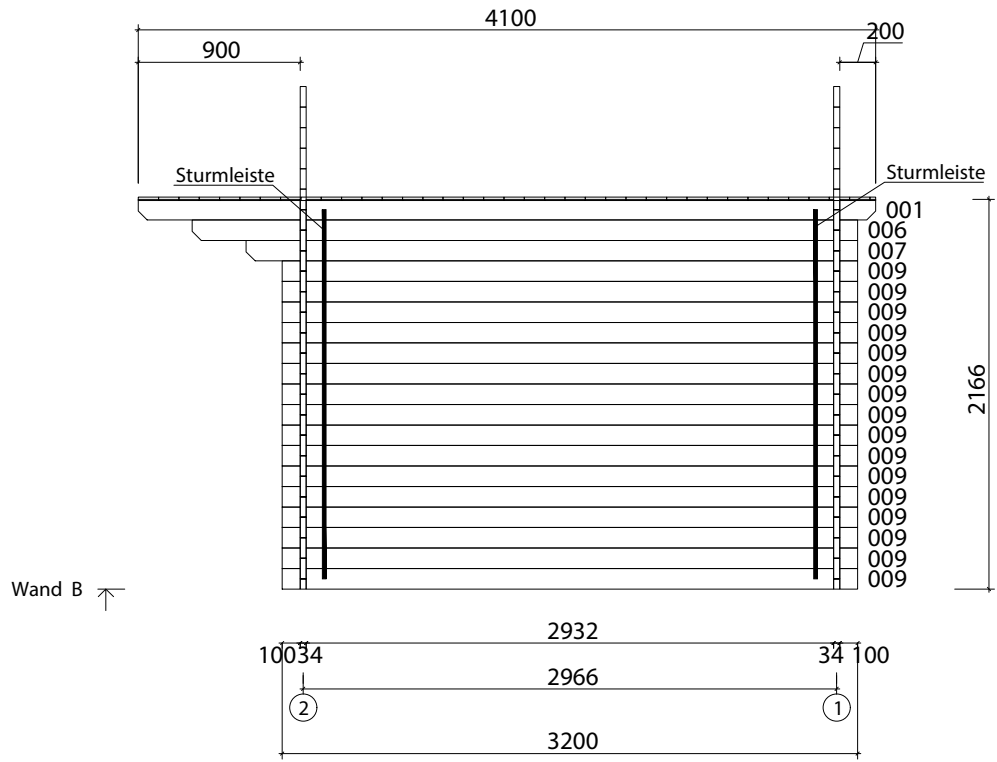
Pos		Stck.	Profil (mm)	Länge (mm)	
	<p style="text-align: center;"><b>TÜR 1425x2059</b> <b>D4-D34R-56C-14252059</b></p> <p><b>Q4 D201-RC</b> 1425</p>  <div style="border: 1px solid black; padding: 5px; margin-top: 10px;"> <p>Right handed / DIN rechts / paremakäeline</p> <p>Clear opening / durchgangsmaß / ava suurus 1297x1951mm</p> <p>double-pane clear float glass ISO Glas 2-fach 2x klaaspakett, kirgas klaas 472x1100mm</p> </div>	1			
PROSS H41-2	Q4-1 Muntins - Sprossen - Prossid horizontal 18x18		4	18x18	497
PROSS V42-2	Q4-2 Muntins - Sprossen - Prossid vertical 18x18		2	18x18	1125
PL3-4	Trims - Rahmenleisten - Piirdeliistud 18x95	 ✓	4	18x95	2039
PL3-5	Trims - Rahmenleisten - Piirdeliistud 18x95	 ✓	2	18x95	1625
SR30 20-01	3.0x20 Locking plate - Schließblech - Riivi vastus 02 Q4-Q5		2		
SR30 22-01	3.0x20ÜP Muntins - Sprossen - Prossid		12		
SR35 45-01	3.5x45 Trims - Rahmleisten - Piirdeliistud		24		
SR50 90-01	5.0x90 Door frames - Türrahmen - Ukselengid		8		
RV02	Locking plate - Schließblech - Riivi vastus 02 Q4-Q5		1		
LS-Q4	Q4 Cylinder lock - Zylinderschloss - Lukusüdamik		1		
UL-Q4	Q4 Door handle - Türgriff - Ukselink		1		



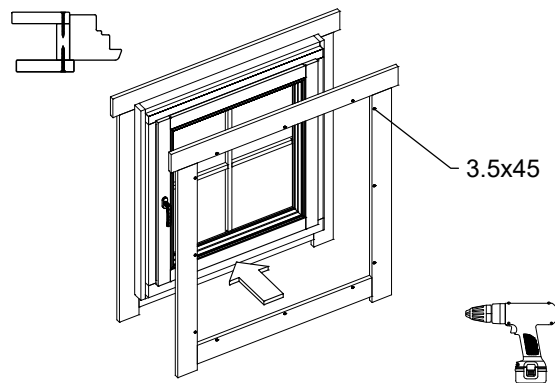
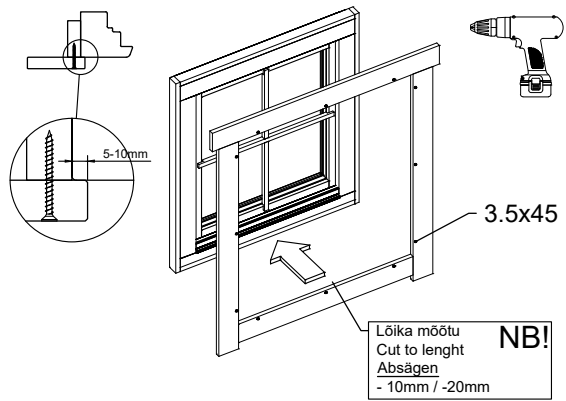
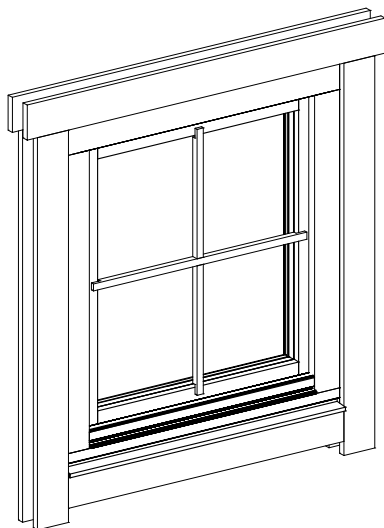


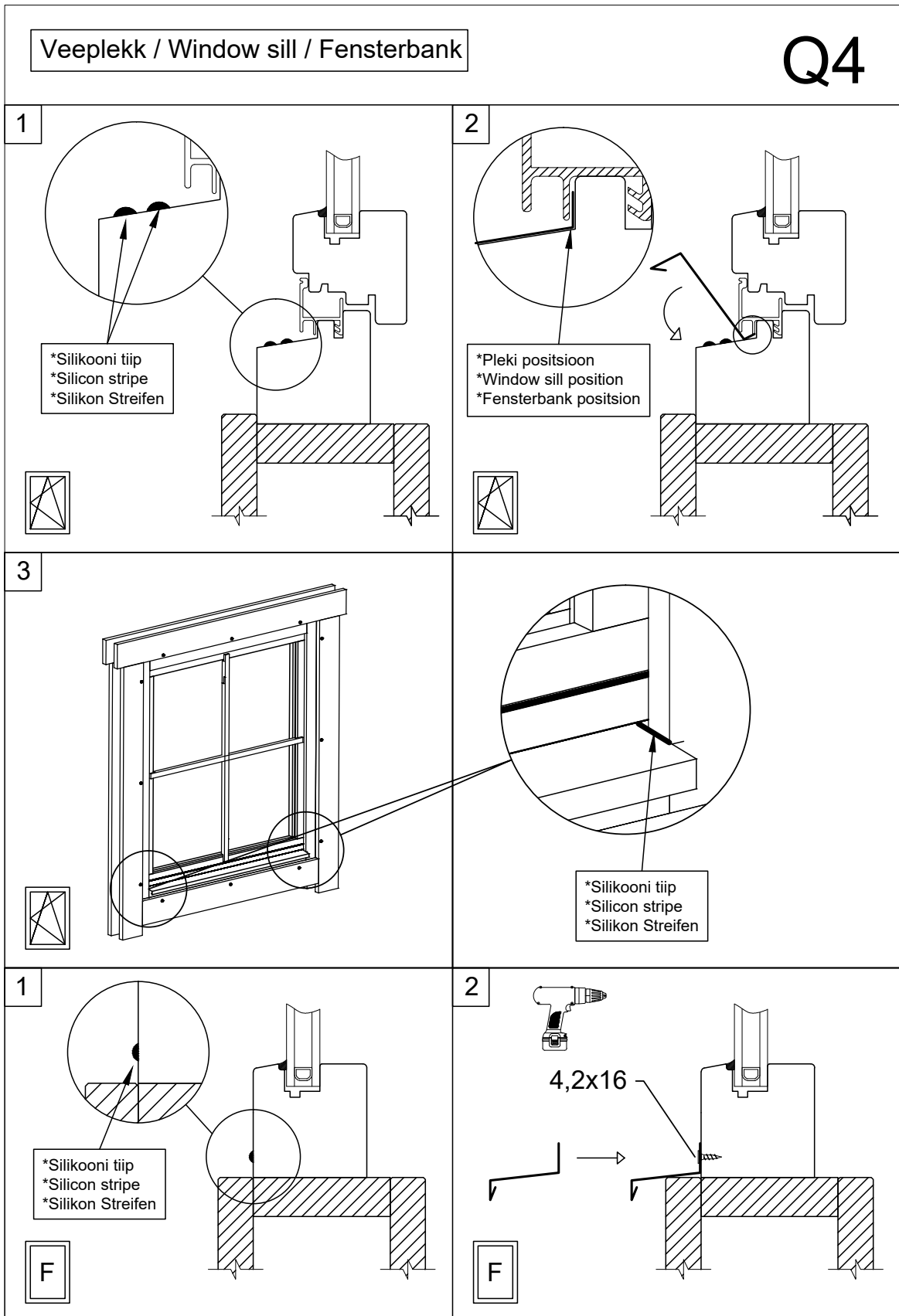






Aken Q4-Q6 - paigaldusjuhised  
 Window Q4-Q6 - assembly instructions  
 Fenster Q4-Q6 - Montageanleitung





Ukse montaaž / Tür montage / Door assembly  
(GH+ / SH)

